

Product Offer

SURFORMA®

Shaping Spaces

Collection 2023

Collection 2023

Collection 2023

Collection 2023

Collection 2023


INDEX

Surforma	p. 3
Sustainability & Environment	p. 5
Safety & Well-being	p. 6
Certifications	p. 8
Product Portfolio	p. 15
General Collection	
Finishes	p. 83
Decors	p. 89
Product Offer	p. 115
Color Systems	p. 133
Express Collection	p. 141
Be in Touch	p. 143

SURFORMA®

SURFORMA® history is as much about fidelity to the past as it is about looking into the future with the constant development of new approaches and techniques, always focusing on innovation and sustainability.

The new **Surforma® Collection** was created to generate Human Emotions.



Sustainability & Environment

At **SURFORMA®**, we continually strive to create innovative products that support sustainable design and contribute to a healthier environment. We are committed to developing an eco-friendly and conscientious work at all levels – economic, ecological and social.

At the heart of **SURFORMA®**'s environmental policy is its active engagement to reduce the impact of its activities on the environment throughout all stages of the manufacturing process and life cycle of its products: efficient use of resources, increase recycled and eco-friendly content in our raw materials, energy and water saving, waste reduction and indoor air quality enhancement.

The positive trend in the reduction of energy and water consumption is proof of the commitment to implement measures that promote a better efficiency in the process, aimed at actively and voluntarily reducing and mitigating environmental impacts.

Surforma is inserted in a cluster of **Sonae** companies where the use of renewable energies and energy production for self-consumption is promoted.

We develop improvement activities and projects that integrate the "product life cycle" perspective into their operations. More than 97% of the waste generated in our activities is reused, recycled or used to produce energy (WtE).

Safety & Well Being

Safety is an essential pillar for Surfoma. We are responsible for each other every day, so that everyone returns home safely.

We work daily to reduce occupational risks and contribute to a healthier environment, prevent diseases, and have zero accidents.



The concern with the health and well-being of its employees is another of Surfoma's challenges, which through the various services available and recreational activities promoted at Sonae Campus (where it is located), provides comfort and satisfaction to its employees.



Services covering several areas are available, such as medical support, nutrition services, nursing, and clinical analyses in the "Health & Nutrition", several food options with healthier choices in the different restaurants and a beauty salon "Beauty Lab".



There are several spaces aimed at promoting physical health, such as a gym, padel tennis courts, football field and bicycles available to ride along the various surrounding green paths.

The community farmer garden is one of the examples of teamwork maintained by volunteer employees, where the produce grown is donated to a social charity institution.

Certifications

SURFORMA® has an integrated management system and thus fulfils its commitment to continuous improvement and ensures knowledge of and compliance with clearly defined requirements in all areas.

Scope of the integrated management system – ISO standards

As part of the Management System, the requirements of different norms and standards are addressed.

ISO 9001: Quality management

ISO 14001: Environmental management

ISO 45001: Work safety

Our due diligence system for tracing the origin of wood – FSC® & PEFC standards

The well-known certification systems for sustainable forest management FSC and PEFC are equally evaluated by us to ensure traceability of timber throughout the supply chain, from harvest through to the finished product as a proof that the wood originally comes from certified and sustainably managed forests and other controlled sources.

In addition to providing assurance, FSC and PEFC certified materials can also support customers' LEED and BREEAM certification strategies.

FSC® C111655 Standard FSC STD 40-004 V3-1

PEFC Standard PEFC ST 2002:2020

Our approach to product transparency and eco-labelling - EPD, Greenguard, NSF,

SURFORMA® stands for full product transparency and a verifiable, factual representation of environmental properties.

To this end, we pursue various approaches.

The externally verified EPD (Environmental Product Declaration) contains the results of a cradle-to-gate life cycle assessment. This data enables planners, designers and architects to make informed product comparisons from an environmental perspective. Our EPDs for HPL and Compact are verified by the Institut Bauen und Umwelt e.V. (IBU).

When product bears GREENGUARD certification, it means that it's been tested for more than 10,000 different chemicals and only the most harmless ones are allowed. It hasn't just met indoor air quality limits but is also meant for indoor spaces.

By choosing products with GREENGUARD Certification, you're keeping your indoor environment healthier for you, your family and all your workers.

Surforma HPL post forming grade has GREENGUARD Certification.

The NSF mark assures consumers, retailers and regulators, that certified products have been rigorously tested to comply with all standard requirements. Surforma laminates were tested under the stringent NSF/AISI 35 Standard and their certification ensures the food security.

Scope of the integrated product and management system for the safety and security of shipping - IMO MED

The mandatory safety equipment that must be carried on board each ship is defined at international level by the International Maritime Organization (IMO). Equipment standards are set by different standardization bodies, including the International Organization for Standardization (ISO), the European Committee for Electrotechnical Standardization (CENELEC) and the IMO. Through the Marine Equipment Directive 2014/90/EU, the European Union has acted to harmonize testing standards and certification for marine equipment in the EU. This is carried out by specialized entities, the Notified Bodies. Surforma have certification Module B for HPL post forming and fire-retardant grades and Module D for Product Quality Assurance.



Color for all

The colors we choose are a mirror of ourselves, the reflection of our essential nature and the values we believe in.

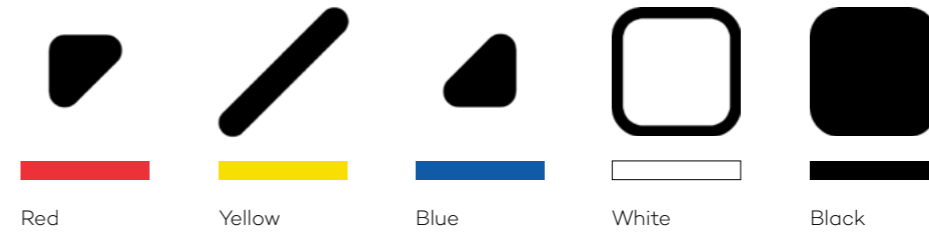
Always at the forefront of color management and innovation, SURFORMA® has adopted the universal color code for color blind people - **the color alphabet code**.

It is a monochrome graphic code which allows color blind people to identify colors quickly and easily, in a process of logical association and easy memorization. The code is developed from the primary colors (blue, red and yellow), represented by graphic symbols, with a consequent allocation of these to secondary colors. Black and white are also represented by symbols to distinguish darker and lighter tones of primary and secondary colors.

Color Alphabet code becomes "a mental game" easy to memorize and apply in daily situations.

Graphic Concept

The Color Alphabet code designs three basic elements symbols representing the three primary colors — red, yellow and blue. White and black are used to indicate lighter and darker tones.



The code

Through the acquired knowledge of the "Color Addition Theory", the Code Symbols can be related and the entire color palette identified.



Color Addition Theory

Primary and secondary colors



Black and white, grey, gold & silver



Light shades



Dark shades



Product Portfolio

Product Portfolio

SURFORMA® HPL is a high-pressure laminate suitable for indoor use, where design, quality and resistance are key to your project's success. Particularly resistant, durable and hygienic, this product is suitable for high impact and wear situations, both horizontal and vertical applications, in public, commercial and residential areas.

Available in standard, postforming, fire retardant and high abrasion variants, it combines performance and versatility to create unique bold spaces.

Surforma® laminates meet the most stringent requirements of EN 438 and NEMA LD-3 and are available with IMO MED certification.

The products have GREENGUARD and NSF certification.

They can be applied to any horizontal or vertical surface such as furniture, walls and floors, creating an array of different possibilities and combinations, for exceptional environments.

SURFORMA® CPL is a thin, resistant, and flexible laminate representing an ideal surfacing solution for doors, profiles, wall claddings and furniture. Available in Flex grade in roll for wrapping profiles and doors and CPL postforming variant for doors, claddings and furniture. The CPL laminates meet the most stringent requirements of EN 438.

SURFORMA® COMPACT solutions can withstand high impacts, thus ensuring reliability and safety. Suitable to be used in indoor environments with demanding conditions, such as high wear and tear or humidity levels. SURFORMA® Compacts are the perfect ally in difficult environments due to their structural stability and high resistance.

Surforma® Compacts meet the most stringent requirements of EN 438 and NEMA LD-3.

All SURFORMA® Laminates variants are a treated, chemically inert material, classified as non-hazardous, which means that REACH classification is not applicable and it is environmentally neutral.

SURFORMA® products have **antibacterial** properties, in accordance with the Japanese JIS Z 2801 standard.

Additional **antiviral** features can be added to HPL and Compact on request for safer and cleaner performance.

TYPE	ACRONYMS	CODE	LAMINATES					CPL			COMPACTS		FINISHES	DECORS	
			2150 X 1010	2500 X 1250	3050 X 1320	3600 X 1400	3660 X 1560	---X1300 (*)	---X1320 (*)	---X1400	3050 X 1320	3660 X 1560			
STANDARD	HORIZONTAL	HGS	RRA01	Thick 0,6- 0,8mm		1,0 mm < Thick ≤ 3,0mm								See offer by size page 87	See offer by size pages 116 to 131
	VERTICAL	VGS	RRA04												
POSTFORMING	HORIZONTAL	HGP	RRA02			Thick 0,6- 0,8mm								See offer by size page 87	See offer by size pages 116 to 131
	VERTICAL	VGP	RRA17												
FIRE RETARDANT	HORIZONTAL	HGF	RRA21	0,8mm < Thick ≤ 3,0mm										See offer by size page 87	See offer by size pages 116 to 131
	VERTICAL	VGf	RRA22												
STANDARD ABRASION RESISTANT	FLOORING	AC3	RRA03		Thick 0,8 - 1,0 - 1,2 mm									LP	See offer page 57
		AC5	RRA19												
FIRE RETARDANT ABRASION RESISTANT	FLOORING	AC3	RRA23		Thick 0,8 - 1,0 - 1,2 mm									LP	See offer page 57
		AC5	RRA29												
METAL	VERTICAL	MTS; MTP	RRA10; RRA20		Thick 0,8 mm									AM	See offer page 63
UNICOLOR		UNI	RRA40			Thick 1,0 mm								LB; MA; LP; STU	See offer page 61
MAGNETIC		MAG	RRA42		Thick 1,0 mm									LB; MA	See offer page 59
IMO MED POSTFORMING	HORIZONTAL	HGP IMO	RRA46			Thick 0,8 mm								See offer by size page 87 Exception CMS	See offer by size pages 116 to 131
	VERTICAL	VGP IMO	RRA47												
IMO MED FIRE RETARDANT	HORIZONTAL	HGF IMO	RRA43			Thick 0,8 - 1,0 - 1,2 mm								See offer by size page 87 Exception CMS	See offer by size pages 116 to 131
	VERTICAL	VGf IMO	RRA44												
NATUR	VERTICAL	NAT	RRA55			Thick 0,8mm - 1,2mm								NTU	See offer pages 39 to 41
SILK	HORIZONTAL	AF	RRA92			Thick 0,8 mm								SLK	See offer page 47
ANTIVIRAL STANDARD	HORIZONTAL & VERTICAL	AVS	RRA51	0,6mm < Thick ≤ 3,0mm										Please download our brochure of Antiviral Laminates and Compacts for information on the complete offer of Decors and Finishes	
ANTIVIRAL POSTFORMING		AVP	RRA52	Thick 0,6 - 0,8mm											
ANTIVIRAL FIRERETARDANT		AVF	RRA53	0,8mm < Thick ≤ 3,0mm											
DIGITAL		DIGIT	RRA27		Thick 0,8 - 1,0mm	Thick 0,8 - 1,0mm			Thick 0,8 - 1,0mm					LP	Customer project

STANDARD	BLACK CORE	CGS BL	RRY01									Thick 3 to 20 mm		LP ; TF	See offer by size pages 116 to 131
	WHITE CORE	CGS WH	RRY01									Thick 3 to 20 mm			
FIRE RETARDANT	BROWN CORE	CGF BR	RRY07									Thick 3 to 20 mm			
NATUR	VERTICAL	NAT	RRY55									Thick 3-6-10-12 mm		NTU	See offer pages 39 to 41
SILK	BLACK & WHITE CORE	AF	RRY92									Thick 6-8-10-12 mm		SLK	See offer page 47
LABGRADE	BLACK CORE	LAB	RRY93										Thick 13 - 16 - 20 mm	PERL	See offer page 69
ANTIVIRAL STANDARD	BLACK CORE	CVS	RRY51									Thick 3 to 20 mm		Please download our brochure of Antiviral Laminates and Compacts for information on the complete offer of Decors and Finishes	
DIGITAL	BLACK CORE	CGDIG	RRY05									Thick 3 to 20 mm		LP	Customer project

FLEX	VERTICAL	XSE; A1; A2	RRF08						Thick 0,2 mm						
POSTFORMING	HORIZONTAL	HGP	RRF01							Thick 0,4mm to 0,8mm				See offer by size page 87	See offer by size pages 116 to 131
	VERTICAL	VGP	RRF08												
FIRE RETARDANT	HORIZONTAL & VERTICAL	HGF	RRF09							Thick 0,8mm					



Our Specialties



NATUR Natural fibers

MADE FROM NATURE

Designed to seduce, delight and excite your senses.
See, touch, feel and enjoy!

Nature shows us transience and new beginnings – and it is precisely the ephemeral character of our environment, which inspires SURFORMA®. We endeavor to utilize its qualities in Laminates and Compacts, and thus to kickstart a better, environmentally friendly and more exciting product offer. Researching and processing new resources: we are convinced that a creative handling of this world-class concept will have a significant influence on tomorrow's design

Environmentally friendly fibers for the future.

JUTE, LINEN, COTTON and much more...

The appeal of familiar timeless neutrals, mineral tones and softer pastels coexists with our desire for nature blues and greens, warming terracotta shades and spicy mustards.

Before, now and forever, the materials of nature at the service of Human needs and the pleasure of their senses.



Leaves



Big leaves
FLV01 (V)



Small leaves
FLV02 (V)


Jute



Jute
FJUTE (V)



Taupe Leaves
FLV03 (V)



Burlap
FBURL (V)


Linen & Cotton



Linen Pearl
FLIN01 (V)



Beige
FLIN02 (V)




Earth
FLIN03 (V)




Golden
FLIN05 (V)

Denim



Denim Indigo
FGA01 (V)

Geres



Light grey
FLIS03 (V)



Dark grey
FLIS02 (V)



Black
FLIS15 (V)



Almond
FLIS05 (V)



Sand
FLIS01 (V)



Gold
FLIS18 (V)




Camel
FLIS06 (V)



Mouse
FLIS11 (V)



Yellow
FLIS19 (V)



Orange
FLIS16 (V)




Ice
FLIS04 (V)



Emerald
FLIS09 (V)



Truffle
FLIS07 (V)




Salmon
FLIS08 (V)



Citric
FLIS22 (V)




Ocean
FLIS10 (V)



Sky
FLIS21 (V)



Chocolate
FLIS12 (V)



Earth
FLIS13 (V)



Marsala
FLIS20 (V)



Mud
FLIS14 (V)



Lavender
FLIS17 (V)

Yosemite



Pearl
FCR01 (V)



Cement
FCR06 (V)




Sapphire
FCR07 (V)



Nude
FCR02 (V)



Old Pink
FCR09 (V)



Indigo
FCR03 (V)



Toffee
FCR04 (V)



Mouse
FCR05 (V)



Black
FCR08 (V)


Rocky Mountains



Mountains Pearl
FASC01 (V)



Cream
FASC02 (V)




Champagne
FASC09 (V)



Pink
FASC08 (V)



Mountains Toffee
FASC03 (V)



Mustard
FASC10 (V)



Cappuccino
FASC06 (V)




Olive
FASC12 (V)




Grey
FASC04 (V)



Graphite
FASC05 (V)



Sapphire
FASC11 (V)



Atlantic
FASC07 (V)



Scot Cairngorns




Brown
FSCT01 (V)



Beige
FSCT04 (V)



Mustard
FSCT02 (V)



Marsala
FSCT05 (V)



Ash
FSCT08 (V)




Mouse
FSCT09 (V)



Canyon




Sand
FSCT03 (V)




Canyon Silver
FCOL01 (V)




Turquoise
FSCT06 (V)



Sand
FCOL05 (V)




Ocean
FSCT07 (V)




Savanne
FCOL08 (V)



Natur Offer



Light grey
FCOL03 (V)



Elephant
FCOL04 (V)



Earth
FCOL09 (V)



Humus
FCOL07 (V)



Canyon Cuio
FCOL02 (V)



Anthracite
FCOL06 (V)

				LAMINATES		COMPACTS		
				STANDARD			STANDARD	
				3050 X 1320 (*)	3050 X 1320 (*)	3050 X 1320		
FAMILY	REFERENCE	DECOR NAME	LRV (LIGH REFLECTANCE VALUES)	0,8 mm	1,2 mm	3 - 6 - 10 - 12 mm		
LEAVES	FLV01 (V)	BIG LEAVES	41	NTU	-	NTU		
	FLV02 (V)	SMALL LEAVES	40	NTU	-	NTU		
	FLV03 (V)	TAUPE LEAVES	35	NTU	-	NTU		
JUTE	FJUTE (V)	JUTE	26	-	NTU	NTU		
	FBURL (V)	BURLAP	32	-	NTU	NTU		
LINEN	FLIN01 (V)	PEARL	63	NTU	-	NTU		
	FLIN02 (V)	BEIGE	48	NTU	-	NTU		
	FLIN03 (V)	EARTH	21	NTU	-	NTU		
	FLIN05 (V)	GOLDEN	67	NTU	-	NTU		
DENIM	FGA01 (V)	INDIGO	5	NTU	-	NTU		
GERES	FLIS01 (V)	SAND	44	NTU	-	NTU		
	FLIS02 (V)	DARK GREY	19	NTU	-	NTU		
	FLIS03 (V)	LIGHT GREY	25	NTU	-	NTU		
	FLIS04 (V)	ICE	40	NTU	-	NTU		
	FLIS05 (V)	ALMOND	37	NTU	-	NTU		
	FLIS06 (V)	CAMEL	25	NTU	-	NTU		
	FLIS07 (V)	TRUFFLE	23	NTU	-	NTU		
	FLIS08 (V)	SALMON	33	NTU	-	NTU		
	FLIS09 (V)	EMERALD	26	NTU	-	NTU		
	FLIS10 (V)	OCEAN	16	NTU	-	NTU		
	FLIS11 (V)	MOUSE	19	NTU	-	NTU		
	FLIS12 (V)	CHOCOLATE	18	NTU	-	NTU		
	FLIS13 (V)	EARTH	21	NTU	-	NTU		
	FLIS14 (V)	MUD	27	NTU	-	NTU		
	FLIS15 (V)	BLACK	11	NTU	-	NTU		
	FLIS16 (V)	ORANGE	23	NTU	-	NTU		
	FLIS17 (V)	LAVANDER	18	NTU	-	NTU		

				LAMINATES		COMPACTS	
				STANDARD			STANDARD
				3050 X 1320 (*)	3050 X 1320 (*)	3050 X 1320	
FAMILY	REFERENCE	DECOR NAME	LRV (LIGH REFLECTANCE VALUES)	0,8 mm	1,2 mm	3 - 6 - 10 - 12 mm	
	FLIS18 (V)	GOLD	33	NTU	-	NTU	
	FLIS19 (V)	YELLOW	30	NTU	-	NTU	
	FLIS20 (V)	MARSALA	20	NTU	-	NTU	
	FLIS21 (V)	SKY	32	NTU	-	NTU	
	FLIS22 (V)	CITRIC	34	NTU	-	NTU	
YOSEMITE	FCR01 (V)	PEARL	65	-	NTU	NTU	
	FCR02 (V)	NUDE	62	-	NTU	NTU	
	FCR03 (V)	INDIGO	16	-	NTU	NTU	
	FCR04 (V)	TOFFEE	35	-	NTU	NTU	
	FCR05 (V)	MOUSE	17	-	NTU	NTU	
	FCR06 (V)	CEMENT	39	-	NTU	NTU	
	FCR07 (V)	SAPPHIRE	28	-	NTU	NTU	
	FCR08 (V)	BLACK	8	-	NTU	NTU	
	FCR09 (V)	OLD PINK	30	-	NTU	NTU	
ROCKY MOUNTAINS	FASC01 (V)	PEARL	60	-	NTU	NTU	
	FASC02 (V)	CREAM	70	-	NTU	NTU	
	FASC03 (V)	TOFFEE	28	-	NTU	NTU	
	FASC04 (V)	GREY	20	-	NTU	NTU	
	FASC05 (V)	GRAPHITE	12	-	NTU	NTU	
	FASC06 (V)	CAPPUCCINO	10	-	NTU	NTU	
	FASC07 (V)	ATLANTIC	10	-	NTU	NTU	
	FASC08 (V)	PINK	39	-	NTU	NTU	
	FASC09 (V)	CHAMPAGNE	30	-	NTU	NTU	
	FASC10 (V)	MUSTARD	25	-	NTU	NTU	
	FASC11 (V)	SAPPHIRE	15	-	NTU	NTU	
	FASC12 (V)	OLIVE	8	-	NTU	NTU	
SCOT CAIRNGORNS	FSCT01 (V)	BROWN	21	NTU	-	NTU	

				LAMINATES		COMPACTS	
				STANDARD			STANDARD
				3050 X 1320 (*)	3050 X 1320 (*)	3050 X 1320	
FAMILY	REFERENCE	DECOR NAME	LRV (LIGH REFLECTANCE VALUES)	0,8 mm	1,2 mm	3 - 6 - 10 - 12 mm	
	FSCT02 (V)	MUSTARD	20	NTU	-	NTU	
	FSCT03 (V)	SAND	31	NTU	-	NTU	
	FSCT04 (V)	BEIGE	33	NTU	-	NTU	
	FSCT05 (V)	MARSALA	14	NTU	-	NTU	
	FSCT06 (V)	TURQOISE	16	NTU	-	NTU	
	FSCT07 (V)	OCEAN	10	NTU	-	NTU	
	FSCT08 (V)	ASH	24	NTU	-	NTU	
	FSCT09 (V)	MOUSE	20	NTU	-	NTU	
CANYON	FCOL01 (V)	SILVER	29	NTU	-	NTU	
	FCOL02 (V)	CUOIO	11	NTU	-	NTU	
	FCOL03 (V)	LIGHT GREY	29	NTU	-	NTU	
	FCOL04 (V)	ELEPHANT	10	NTU	-	NTU	
	FCOL05 (V)	SAND	23	NTU	-	NTU	
	FCOL06 (V)	ANTHRACITE	8	NTU	-	NTU	
	FCOL07 (V)	HUMUS	9	NTU	-	NTU	
	FCOL08 (V)	SAVANNE	20	NTU	-	NTU	
	FCOL09 (V)	EARTH	13	NTU	-	NTU	

(V) vertical grade

(*) Express collection in format 3050x1320 with a delivery time of up to 7 days

Other variants of size and thickness are subject to prior inquiry

NTU - Natural texture of each fiber / décor

Disclaimer: Natural fibers may show slight differences in tone between batches



Our Specialties

SILK HPL and Compact
anti-fingerprint

SILK HPL and Compact anti-fingerprint

An elegant and warm to touch laminate with unique features.

The surface has thermal healing properties for superficial micro scratches, low light reflectivity thanks to its extreme opacity and matt finish as well as anti-fingerprint feature. SILK offers even more, an innovative free phenol core which stand out this new product.

SILK is suitable for both horizontal and vertical applications. It can be used in a wide range of interior designs, for home, hospitality, healthcare and commercial applications: e.g. kitchens and bathrooms, work surfaces, furniture, construction, doors and wall claddings.

Through-Color core COMPACT with anti-fingerprint features.


Combine high structural performance with the luxuriousness of anti-fingerprint surface.

Black and White core to enjoy simplicity and elegance. From the lightness of white to the depth of black. Delicate white and intense black marbles to inspire timeless designs and unique interiors.

Enhance your most prestigious furniture and fitting projects.



SILK HPL



Silk Ivory White
BS5364



Silk Cenere
LS5534



Silk Grey
LS166



Silk Medium Grey
LS4068



Silk Gray Rock
LS0659



Silk Sand
LS6491



Silk Beige
LS6160



Silk Fume
LS4054



Silk Anthracite
LS167



Silk Charcoal
LS5212



Silk Hindu
LS5234



Silk Taupe
LS2201



Silk Bambus
LS5206



Silk Storm Blue
LS6274




Silk Solid Blue
LS5230




Silk Pure White
BS4401



Silk Black
LS3031



Silk White Marble
FS7089



Silk Black Marble
FS8023

SILK Compact



Silk White Marble, Compact white core
FS7089



Silk Black Marble, Compact black core
FS8023



Silk Pure White, Compact white core
BS4401



Silk Black, Compact black core
LS3031

Silk Offer

				LAMINATES	COMPACTS
				3050 X 1300 (*) 2150 X 1300 and 4200 X 1300	3050 X 1300
FAMILY	REFERENCE	DECOR NAME	LRV (LIGH REFLECTANCE VALUES)	0,8 mm	6 - 8 - 10 - 12 mm
WHITE	BS4401	SILK PURE WHITE	84	SLK	WHITE CORE
WHITE	BS5364	SILK IVORY WHITE	85	SLK	-
GREY	LS166	SILK GREY	51	SLK	-
GREY	LS167	SILK ANTHRACITE	11	SLK	-
GREY	LS0659	SILK GRAY ROCK	41	SLK	-
BROWN	LS2201	SILK TAUPE	19	SLK	-
BLACK	LS3031	SILK BLACK	4	SLK	BLACK CORE
GREY	LS4054	SILK FUME	17	SLK	-
GREY	LS4068	SILK MEDIUM GREY	34	SLK	-
GREEN	LS5206	SILK BAMBUS	30	SLK	-
GREY	LS5212	SILK CHARCOAL	8	SLK	-
BLUE	LS5230	SILK SOLID BLUE	6	SLK	-
RED	LS5234	SILK HINDU	11	SLK	-
GREY	LS5534	SILK CENERE	56	SLK	-
BEIGE	LS6160	SILK BEIGE	38	SLK	-
BLUE	LS6274	SILK STORM BLUE	17	SLK	-
BEIGE	LS6491	SILK SAND	51	SLK	-
MARBLE	FS7089	SILK WHITE MARBLE	70	SLK	WHITE CORE
MARBLE	FS8023	SILK BLACK MARBLE	8	SLK	BLACK CORE

(*) Express collection in format 3050x1300x0.8 with a delivery time of up to 7 days

Other variants of size and thickness are subject to prior inquiry



Our Specialties



SYNCHRO HPL embossed
and in-register textures

SYNCHRO HPL

THE TRUE TOUCH OF WOOD

The first in the Sommet® Series and echoing the innovative vision that has been our hallmark since day one, **VIVA**'s unique butternut texture and woodgrain structure offer elegance and refinement. Designed from a rare wood species rich in character, this creation is the culmination of a meticulous research process led by a team of designers and experts who are passionate about what they do.

FERIA appeals to the senses with an original look that captures the essence of hickory, a trusted wood known for its lightness and durability. With its grain and colour of warm variations and inviting appearance, FERIA evokes movement and rhythm-like a laidback, yet lively celebration that sets the soul and the imagination alight.

Inspired by teak, a noble and timeless wood species, **BRAVA** creates a lasting impression with its rich cathedral motifs. The striking look and feel of these panels are designed to stay with you, like the lingering traces of a fond memory.




Tea for Two VA
T72006



Weekend Getaway VA
T72003



Casting at First Light VA
T72007



Sugar on Ice VA
T72014



Apés-Ski VA
T72015



Golden Light
T72052 FE



Fisrt Dance
T72051 FE



Crème de la Crème
T72031 BV



Treasure Trove
T72032 BV



Home Sweet Home
T72034 BV



Brass Brand
T72053 FE



Night Owl
T72056 FE

SYNCHRO HPL Offer

				LAMINATES
				2743 X 1530
FAMILY	REFERENCE	DECOR NAME	LRV (LIGH REFLECTANCE VALUES)	0,8 mm
WOOD	M72003	WEEKEND GETAWAY	46	VA
WOOD	M72006	TEA FOR TWO	16	VA
WOOD	M72007	CASTING AT FIRST LIGHT	39	VA
WOOD	M72014	SUGAR ON ICE	10	VA
WOOD	M72015	APÉS-SKI	23	VA
TEAK	M72031	CRÉME DE LA CRÉME	46	BV
TEAK	M72032	TREASURE TROVE	28	BV
TEAK	M72034	HOME SWEET HOME	19	BV
HICKORY	M72051	FIRST DANCE	55	FE
HICKORY	M72052	GOLDEN LIGHT	41	FE
HICKORY	M72053	BRASS BAND	23	FE
HICKORY	M72056	NIGHT OWL	5	FE

Lamifloor

SURFORMA® Lamifloor is a high abrasion resistant laminate.

Available in AC3 and AC5 classes, in standard and fire - retardant variants. The Lamifloor has antistatic properties and antibacterial surface.

These laminates are the best choice for resistant, durable and hygienic floors for public areas with medium and high traffic.



Nude Stone **NEW**
F2316



Onyx Nacre **NEW**
F2317



Yang Marble
F2273




UrbanStone Chalk
F2280



UrbanStone Graphite
F2282



Artwall Anthracite
F2301




Seastone Pale
F2295



Natural Concrete
Ref. F2204




Artwall Grey
F2300




Stardust
F2299



Moon
Ref. F223



Knossos Grey
F2289



Metalines NEW
F2318



Metalines Silver NEW
F2319



Iguazu Oak
M999



Smart Ash
M6306



Smart Ash Dark
M6307




Karlstad Oak Pale NEW
M6323



Karlstad Oak Grey NEW
M6344



Aura Maple NEW
M6348



Andu Wood NEW
M9328



Amundsen Oak
M9275

Lamifloor Offer

				LAMINATES
				AC3 ; AC5 (1)
				2500 X 1250 ; 605 X 605
FAMILY	REFERENCE	DECOR NAME	LRV (LIGH REFLECTANCE VALUES)	0,8 - 1,0 - 1,2 mm
FANTASY	F223	MOON	70,4	LP
CEMENT	F2204	NATURAL CONCRETE	44,4	LP
STONE	F2273	YANG MARBLE	61,0	LP
CEMENT	F2280	URBANSTONE CHALK	64,9	LP
CEMENT	F2282	URBANSTONE GRAPHITE	12,4	LP
STONE	F2289	KNOSSOS GREY	45,4	LP
STONE	F2295	SEASTONE PALE	48,0	LP
OXYDE	F2299	STARDUST	15,1	LP
CEMENT	F2300	ARTWALL GREY	48,4	LP
CEMENT	F2301	ARTWALL ANTHRACITE	25,9	LP
STONE	F2316	NUDE STONE <small>NEW</small>	55,0	LP
MARBLE	F2317	ONYX NACRE <small>NEW</small>	55,0	LP
METALLIC	F2318	METALINES <small>NEW</small>	55,0	LP
METALLIC	F2319	METALINES SILVER <small>NEW</small>	40,0	LP
OAK	M999	IGUAZU OAK	55,2	LP
ASH	M6306	SMART ASH	28,4	LP
ASH	M6307	SMART ASH DARK	15,5	LP
OAK	M6323	KARLSTAD OAK PALE <small>NEW</small>	39,0	LP
OAK	M6344	KARLSTAD OAK GREY <small>NEW</small>	25,0	LP
MAPLE	M6348	AURA MAPLE <small>NEW</small>	63,0	LP
LINEAR WOOD	M9328	ANDU WOOD <small>NEW</small>	55,0	LP
OAK	M9275	AMUNDSEN OAK	56,6	LP

(1) - Fire retardant available under inquiry

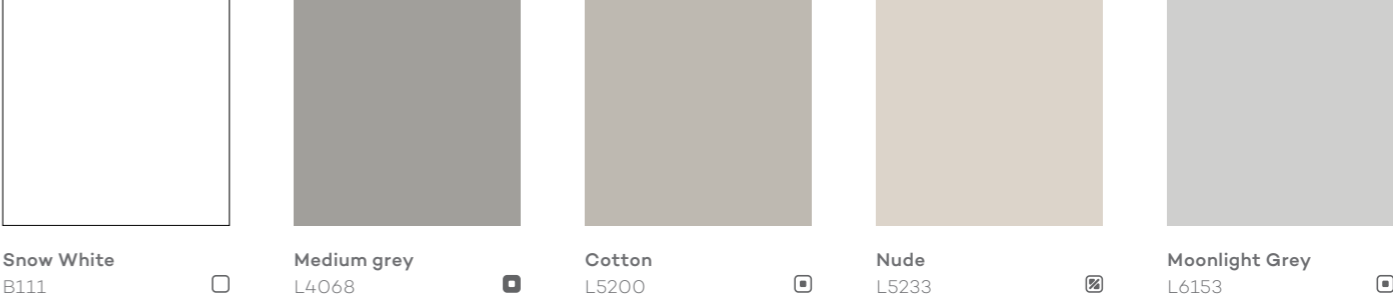
Other variants of size, thickness and references are subject to prior inquiry

Magnetic

SURFORMA® Magnetic laminates are the perfect symbiosis between functionality and design.

These laminates have a high degree of magnetic capability which makes them suitable to be written on with chalks and special board markers and easily erased.

A decorative laminate ideal for communication and display, for a wide variety of applications in environments such as retail, education, commercial and residential.



Magnetic Offer

				LAMINATES
				MAGNETIC
				2500 X 1250
FAMILY	REFERENCE	DECOR NAME	LRV (LIGH REFLECTANCE VALUES)	1,0 mm
WHITE	B111	WHITE SNOW	91,5	LB (*) ; MA
GREY	L4068	MEDIUM GREY	35,5	LB ; MA
NUDE	L5200	COTTON	56,3	LB ; MA
BEIGE	L5233	NUDE	64,6	LB ; MA
GREY	L6153	MOONLIGHT GREY	66,8	LB ; MA

(*) Express collection with a delivery time of up to 7 days

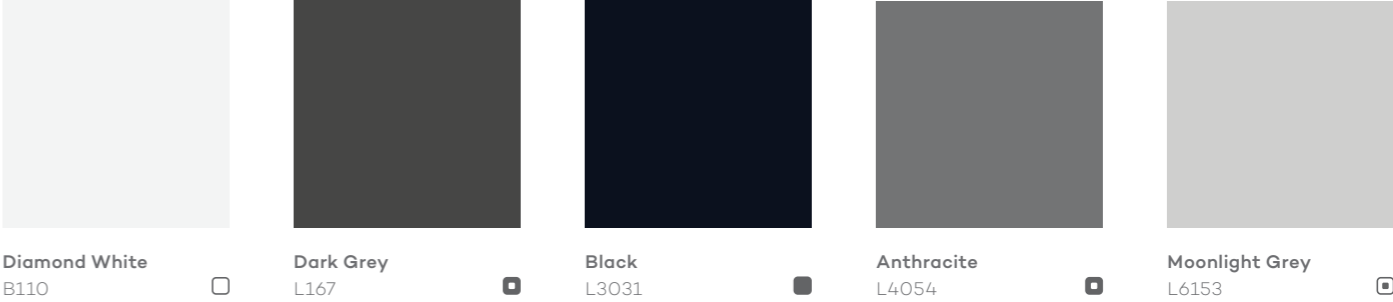
Other variants of size, thickness and references are subject to prior inquiry



Unicolor Color inside out

SURFORMA® Unicolor is a laminate with a matching core and surface color. These laminates can be machined or embossed and enhance your furniture with special inlay effects and edge details.

It is an excellent material for innovative and stylish furniture and interior designs.



Unicolor Offer


				LAMINATES
				UNICOLOR
				3050 X 1320
FAMILY	REFERENCE	DECOR NAME	LRV (LIGH REFLECTANCE VALUES)	1,0 mm
WHITE	B110	DIAMOND WHITE	82,3	LB; MA; LP; STU
GREY	L167	DARK GREY	12,2	LB; MA; LP; STU
BLACK	L3031	BLACK	6,1	LB; MA; LP; STU
GREY	L4054	ANTHRACITE	19,3	LB; MA; LP; STU
GREY	L6153	MOONLIGHT GREY	66,8	LB; MA; LP; STU

Other variants of size, thickness and references are subject to prior inquiry

Metal

SURFORMA® Metal is the perfect solution for adding an industrial chic flair to vertical surfaces in all kinds of applications: furniture, doors, walls claddings, retail fixtures, exhibits and displays.

Silver, gold and copper bring a delicate sheen to highly creative designs.



Brushed Copper
L506 (V)



Brushed Aluminium
L5003 (V)




Brushed Gold
L5004 (V)

Metal Offer

				LAMINATES
				METAL
				2500 X 1250 ; 3050 X 1320
FAMILY	REFERENCE	DECOR NAME	LRV (LIGH REFLECTANCE VALUES)	0,8 mm
METAL	L506	BRUSHED COPPER	58,1	AM (*)
METAL	L5003	BRUSHED ALUMINIUM	77,5	AM (*)
METAL	L5004	BRUSHED GOLD	66,7	AM (*)

(V) vertical grade

(*) Express collection in both formats with a delivery time of up to 7 days




Gloss


“...we all shine, like the crystalline waters that wind on the mountain and reflect the sun...”

SURFORMA® Gloss can enhance products in many ways. Increases the perception of light, space and depth. It reflects natural light from a window, an attractive landscape bringing out the vibrant energy of a garden, an interesting painting or any other decorative elements you want to enhance.


The entire glow is a reflection of charm, leaving the environment in harmony and elegance.




Onyx Nacre **NEW**
F2317




Marble Indi **NEW**
F9058




Diamond White
B110




Unique White
B4401



Snow White
B111



White
B091



Antique White
L174



Anthracite
L4054



Medium Grey
L4068



Grey Beige
L6160



Basalt
L927



Black
L3031




Dark Grey
L167




Orange
L122




Red Bordeaux
L101




Nero Tunisi **NEW**
FN8023




Bagnara
F6260



Yang Marble
F2273




Black Granitino
F745



Yin Marble
F2272




Palazio Silver
F2279



Carnico
F6261



Mystic Wood **NEW**
M9334



Ethnic Fire **NEW**
M6300

Gloss Offer

				LAMINATES		
				STANDARD (1)	POSTFORMING (1)	POSTFORMING
				2500 X 1250	3050 X 1320	3600 X 1400
FAMILY	REFERENCE	DECOR NAME	LRV (LIGH REFLECTANCE VALUES)	0,6 - 0,8 mm	0,6 - 0,8 mm	0,6 - 0,8 mm
WHITE	B091	WHITE	82,6	-	-	LB
WHITE	B110	DIAMOND WHITE	82,3	-	-	LB
WHITE	B111	WHITE SNOW	91,5	LB	LB (*)	LB
WHITE	B4401	UNIQUE WHITE	87,0	-	LB	LB
RED	L101	RED BORDEAUX	10,2	LB	LB (*)	-
ORANGE	L122	ORANGE	48,8	LB	LB	-
GREY	L167	DARK GREY	12,2	LB	LB (*)	LB
BEIGE	L174	WHITE ANTIQUE	84,1	-	LB (*)	LB
BROWN	L927	BASALT	26,0	-	LB	LB
BLACK	L3031 (2)	BLACK (2)	6,1	LB	LB (*)	LB
GREY	L4054	ANTHRACITE	19,3	-	LB	LB
GREY	L4068	MEDIUM GREY	35,5	-	LB	LB
BEIGE	L6160	GREY BEIGE	43,4	-	LB	LB
STONE	F745	BLACK GRANITINO	8,7	-	-	LB
MARBLE	F2272	YIN MARBLE	22,0	-	LB	LB
MARBLE	F2273	YANG MARBLE	61,0	-	LB	LB
MARBLE	F2279	PALAZIO SILVER	40,5	-	LB	LB
MARBLE	F2317	ONYX NACRE NEW	55,0	-	LB (*)	LB
MARBLE	F6260	BAGNARA	61,7	-	LB	LB
MARBLE	F6261	CARNICO	15,1	-	LB	LB
MARBLE	F9058	MARBLE INDI NEW	69,0	-	LB (*)	-
MARBLE	FN8023	NERO TUNISI NEW	7,1	-	LB (*)	LB
EXOTIC WOOD	M6300	ETHNIC FIRE NEW	19,4	-	LB	-
EXOTIC WOOD	M9334	MYSTIC WOOD NEW	15,0	-	LB	-

(1) Fire retardant available under inquiry

(2) Black reference L3031 always with peel-coat protection

(*) Express collection in format 3050x1320x0,8mm with a delivery time of up to 7 days

Other variants of size, thickness and references are subject to prior inquiry


Labgrade Compact

The best solutions for safe and durable laboratory, research and educational environments.

Laboratory and functional environments demand compliance with rigorous codes and standards. Therefore, to support your right material selection, Surforma offers a wide Laboratory solutions range, that ensure the lifetime of your laboratory worktops and furniture.

SURFORMA® Labgrade manufactured with unique Electron Beam Curing (EBC) technology, is easy to clean and shows a high resistance to a large number of aggressive chemicals and cleaning agents. It also has inherent antibacterial properties.

This compact provides an ideal choice in environments where hygiene, avoidance of contamination, sustainability, ergonomic and safety are of importance. SURFORMA® Labgrade is extensively used in a wide variety of lab environments worldwide, including chemical, physical, analytical and microbiological laboratories.



Labgrade Offer

				LAMINATES
				LABGRADE
				3660 X 1560
FAMILY	REFERENCE	DECOR NAME	LRV (LIGH REFLECTANCE VALUES)	13 - 16 - 20 mm
WHITE	L4170	WHITE	87,0	PERL
GREY	L4171	GREY	55,0	PERL

Other variants of thickness are subject to prior inquiry



CompactShield Ballistic Decorative Compact



Decorative solutions for Preserving life.

A growing consciousness of the threat associated with armed conflicts, terrorist acts and wars led Surforma to develop and introduce solutions for life protection to its portfolio.

Surforma with its partner, Beyond Composites, have developed ballistic decorative compacts using composite materials based on nanotechnology, advanced fibrous materials and high energy absorption structures. Together it results on a lightweight and thin compact for ballistic protection.

SURFORMA® CompactShield materials were tested under standard NIJ 0108.01 stopping different calibers shots, depending on the protection level aimed, without piercing the material and the ammunition remains locked inside. The validation tests were done by a certified independent ballistic laboratory.



It is available in several configurations, considering its weight, thickness and level of NIJ 0108.01:

COMPACTSHIELD	WEIGHT (KG/M2)	THICKNESS (MM)	SIZES (MM)
IIIA Soft	26	13	2150 X 1240 ; 2500 X 1240 ; 3000 X 1240
IIIA	21	11	2150 X 1240 ; 2500 X 1240 ; 3000 X 1240
IIIA Plus	6.5	6,5	3600 X 1500
III	20	20	3600 X 1500

CompactShield by Surforma® is ideally suited for public either residential spaces in a variety of applications including doors, wall cladding and interior fittings and partitions, for the sectors of government and military buildings, banks, education, hospitals and healthcare, hotels and restaurants, offices, shops.

CompactShield is also particularly interesting for transportation industry such as trains, buses or airplanes because of the lightweight and reduced thickness characteristics.

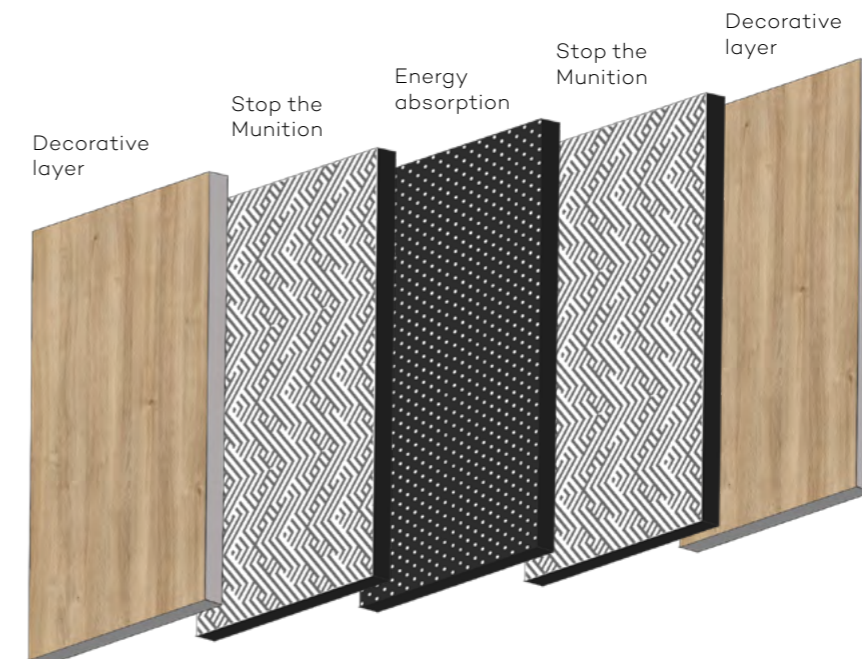
Surforma® offers a wide range of decorative variations of CompactShield with the ultimate goal of satisfying the requirements from interior designers and architects. The product can also be provided without any decorative surface for inclusion inside a wall or door structure.



NIJ 0108.01	LOW CALIBER HANDGUN		MEDIUM CALIBER HANDGUN		RIFLES	
	I	II-A	II	III-A	III	IV
Level						
Gun						
Bullet	 22 LRHV 38 Special	 357 Magnum 9 mm	 357 Magnum 9 mm	 44 Magnum 9 mm	 7.62 mm 308 Winchester	 30-06 AP
Velocity (m/s) by type of bullet	320 259	381 332	425 358	426 426	838	838

For comparison purposes, level IIIA of NIJ 0108.01 is equivalent to level BR4 of BS EN 1063.

Level III of NIJ 0108.01 is analogous to level BR6/BR7 of BS EN1063 and to level 1 of STANAG 4569.





Unique White
B4401

Light Grey
L166

Dark Grey
L167

White Antique
L174

Jade
L212

Guava
L5237

Daylight
L6084

Storm Grey
L6274



Basalt
L927

Avocado
L969

Black
L3031

Medium Grey
L4068

Yin Marble
F2272

Yang Marble
F2273

Palazio Gold
F2278

Palazio Silver
F2279



Mint
L4085

Cotton
L5200

Frozen Blue
L5203

Bambus
L5206


Camouflage
L5207

UrbanStone Graphite
F2282

Artwall Grey
F2300

Artwall Anthracite
F2301

Artwall
F2302



Opal
L5209

Hot Pepper
L5219

Mango
L5223

Almost Blue
L5225

Azurite
L5230

Feel Light Grey
F2313

UrbanStone Chalk
F2280



Paprika
L5232

Nude
L5233

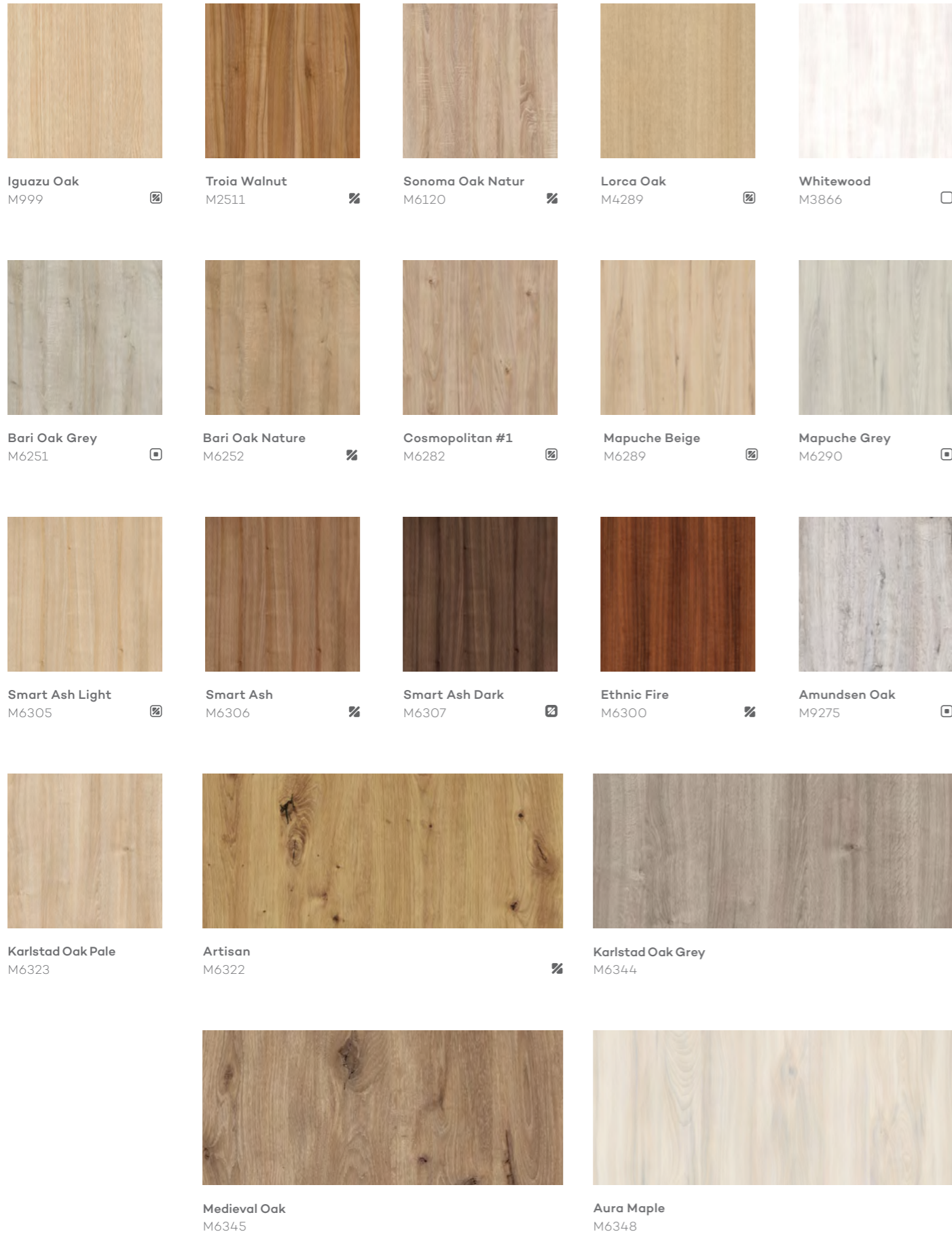
Hindu
L5234

Deer
L5236

Titanium Dark
F2305 (V)

Metallic
F4004

Onyx Nacre
F2317



CompactShield Offer

				COMPACTSHIELD		
				IIIA SOFT ; IIIA		IIIA PLUS ; III
				2150 X 1240 ; 2500 X 1240	3000 X 1240	3600 X 1500
FAMILY	REFERENCE	DECOR NAME	LRV (LIGH REFLECTANCE VALUES)	Thickness - DEPENDING ON PROTECTION LEVEL		
WHITE	B4401	UNIQUE WHITE	87,0	LP	LP	LP
GREY	L166	LIGHT GREY	54,8	LP	SC	LP
GREY	L167	DARK GREY	12,2	LP	SC	LP
BEIGE	L174	WHITE ANTIQUE	84,1	LP	SC	LP
PASTEL BLUE-GREEN	L212	JADE	39,4	LP	LP ; SC	LP
TAUPE	L927	BASALT	26,0	LP	SMA	LP
GREEN	L969	AVOCATO	14,0	LP	LP ; SC	LP
BLACK	L3031	BLACK	6,1	LP	SC	LP
GREY	L4068	MEDIUM GREY	35,5	LP	SC	LP
PASTEL BLUE-GREEN	L4085	MINT	55,4	LP	LP ; SC	LP
TAUPE	L5200	COTTON	56,3	LP	SMA	LP
BLUE	L5203	FROZEN BLUE	46,9	LP	SMA	LP
PASTEL GREEN	L5206	BAMBUS	32,0	LP	SMA	LP
PASTEL GREEN	L5207	CAMOUFLAGE	19,1	LP	SMA	LP
PASTEL BLUE-GREEN	L5209	OPAL	13,7	LP	LP ; SC	LP
RED	L5219	HOT PEPPER	10,6	LP	LP ; SC	LP
YELLOW	L5223	MANGO	83,3	LP	SMA	LP
BLUE	L5225	ALMOST BLUE	72,4	LP	SMA	LP
BLUE	L5230	AZURITE	7,7	LP	LP ; SC	LP
ORANGE	L5232	PAPRIKA	16,8	LP	LP ; SC	LP
BEIGE	L5233	NUDE	64,6	LP	SMA	LP
RED	L5234	HINDU	13,1	LP	LP ; SC	LP
YELLOW	L5236	DEER	32,0	LP	SMA	LP
PINK	L5237	GUAVA	36,0	LP	SMA	LP
GREY BEIGE	L6084	DAYLIGHT	56,6	LP	LP ; SC	LP
BLUE	L6274	STORM GREY	17,6	LP	SMA	LP

				COMPACTSHIELD		
				IIIA SOFT ; IIIA		IIIA PLUS ; III
				2150 X 1240 ; 2500 X 1240	3000 X 1240	3600 X 1500
FAMILY	REFERENCE	DECOR NAME	LRV (LIGH REFLECTANCE VALUES)	Thickness - DEPENDING ON PROTECTION LEVEL		
STONE	F2272	YIN MARBLE	22,0	LP	STU	LP
STONE	F2273	YANG MARBLE	61,0	LP	STU	LP
STONE	F2278	PALAZIO GOLD	22,9	LP	CMS	LP
STONE	F2279	PALAZIO SILVER	40,5	LP	CMS	LP
CEMENT	F2280	URBANSTONE CHALK	64,9	LP	CMS	LP
CEMENT	F2282	URBANSTONE GRAPHITE	12,4	LP	CMS	LP
CEMENT	F2300	ARTWALL GREY	48,4	LP	STU	LP
CEMENT	F2301	ARTWALL ANTHRACITE	25,9	LP	STU	LP
CEMENT	F2302	ARTWALL	53,1	LP	STU	LP
METALLIC	F2305 (V)	TITANIUM DARK	22,0	LP	SC	LP
TEXTILE	F2313	FEEL LIGHT GREY	29,0	LP	CMS	LP
MARBLE	F2317	ONYX NACRE	55,0	LP	SMA	LP
METALLIC	F4004	METALLIC	47,8	LP	SC	LP
OAK	M999	IGUAZU OAK	55,2	LP	FLW	LP
WALNUT	M2511	TROIA WALNUT	13,6	LP	SMA	LP
ASH	M3866	WHITEWOOD	75,7	LP	NTL	LP
OAK	M4289	LORCA OAK	48,3	LP	SMA	LP
OAK	M6120	SONOMA OAK NATUR	27,0	LP	NTL	LP
OAK	M6251	BARI OAK GREY	49,4	LP	FLW	LP
OAK	M6252	BARI OAK NATURE	39,9	LP	FLW	LP
WALNUT	M6282	COSMOPOLITAN #1	38,4	LP	FLW	LP
ELM	M6289	MAPUCHE BEIGE	52,2	LP	FLW	LP
ELM	M6290	MAPUCHE GREY	57,6	LP	FLW	LP
EXOTIC	M6300	ETHNIC FIRE	19,4	LP	FLW	LP
ASH	M6305	SMART ASH LIGHT	43,9	LP	FLW	LP
ASH	M6306	SMART ASH	28,4	LP	FLW	LP

				COMPACTSHIELD		
				IIIA SOFT ; IIIA		IIIA PLUS ; III
				2150 X 1240 ; 2500 X 1240	3000 X 1240	3600 X 1500
FAMILY	REFERENCE	DECOR NAME	LRV (LIGH REFLECTANCE VALUES)	Thickness - DEPENDING ON PROTECTION LEVEL		
ASH	M6307	SMART ASH DARK	15,5	LP	FLW	LP
OAK	M6322	ARTISAN	30,0	LP	FLW	LP
OAK	M6323	KARLSTAD OAK PALE	39,0	LP	FLW	LP
OAK	M6344	KARLSTAD OAK GREY	25,0	LP	FLW	LP
OAK	M6345	MEDIEVAL OAK	39,0	LP	FLW	LP
MAPLE	M6348	AURA MAPLE	63,0	LP	FLW	LP
OAK	M9275	AMUNDSEN OAK	56,6	LP	NTL	LP

Other variants of size, thickness, references and finishes are subject to prior inquiry

Digital

Turning ideas into reality!

Benefit from the resistance and durability of our Laminates & Compacts and create your own designs and spaces.

Available in HPL and Compact to support your creativity.

SURFORMA® makes your ideas come true!

Digital Offer

			LAMINATES	COMPACTS
			DIGITAL	DIGITAL
			2500 X 1250; 3050 X 1320; 3660 X 1560	3050 X 1320; 3660 X 1560
FAMILY	REFERENCE	DECOR NAME	0,8 - 1,0 mm	3 to 20 mm
DIGITAL	TBD	CUSTOMER IMAGE	LP	LP

Other variants of thickness and finish are subject to prior inquiry



General Collection

Surforma® is the brand of decorative Laminates and Compacts that offers versatile and contemporary solutions for interior spaces.

The new Surforma® Collection was created to generate Human Emotions.

Considering the challenges of the future and the growing need to reconnect with nature, Surforma® returns to our roots and offers us authentic and sustainable designs that feed our innate attraction to nature.

A more playful approach full of fluidity, creativity and fun are connected in the surface design to bring a touch of optimism and wellness to interiors.

Surforma® presents you with warmer natural-looking woods. Stones, cements, metallics & textiles sprinkled with vivid details, distinctive colors and a natural and tactile textures to turn your ideas into reality.

SURFORMA® has gathered the best offer to give soul to your projects.

Finishes

Finishes

“...my fingers-eyes slowly unveil exciting mysteries...”

The texture is felt or touched, with our eyes and our hands!

The harmonious feel which complements the decor image completes the overall design.

The character, depth, and naturalness of the finish brings each decor close to the original.

You can therefore create outstanding projects to the full satisfaction of your customers.



Velvet

VEL



Soft Clean **NEW**

SC



Matt

MA




Supermatt

SMA




Gloss

LB




Soft

LP



Topface

TF




Italian Stone

IST




Natural

NTL



Poro Bello

BEL




Fusion


FUN




Chiseled Woodpore **NEW**




Lava **NEW** KW LAV




Spirit SPT Cosmos CMS



Spirit SPT Cosmos CMS



Flow FLW Stucco STU



Flow FLW Stucco STU

Finishes Offer

CODE	FINISH NAME	COMPACTSHIELD					CPL			COMPACTS
		2150 X 1010	2500 X 1250	3050 X 1320	3600 X 1400	3660 X 1560	-X 1300	-X 1320 (1)	-X 1400	3050 X 1320 and 3660 X 1560
		0,6 - 0,8 mm	0,6 - 0,8 mm	0,6 - 0,8 mm	0,6 - 0,8 mm	0,6 - 0,8 mm	0,2 mm	0,4 to 0,8mm	0,4 to 0,8mm	3 mm to 20 mm
LB	HIGHGLOSS	•	•	•	•	•				
VEL	VELVET						•	•	•	
MA	MATT	•	•	•			•	•	•	
SMA	SUPER MATT	•	•	•			•	•	•	
LP	SOFT	•	•	•	•	•	•	•	•	•
TF	TOPFACE	•	• ⁽²⁾	•	•	•	•	•	•	•
SC	SOFT CLEAN NEW			•						
CMS	COSMOS			•						
STU	STUCCO			•	•					
LAV	LAVA NEW							•		
IST	ITALIAN STONE						•	•	•	
NTL	NATURAL			•	•		•	•	•	
FUN	FUSION			•				•	•	
SPT	SPIRIT			•			•	•	•	
FLW	FLOW			•						
BEL	PORO BELLO						•	•	•	
KW	CHISELED WOODPORE NEW							•		

(1) CPL width 1010 subject to prior inquiry

(2) size 2460x1250

Decors

Plain Colors

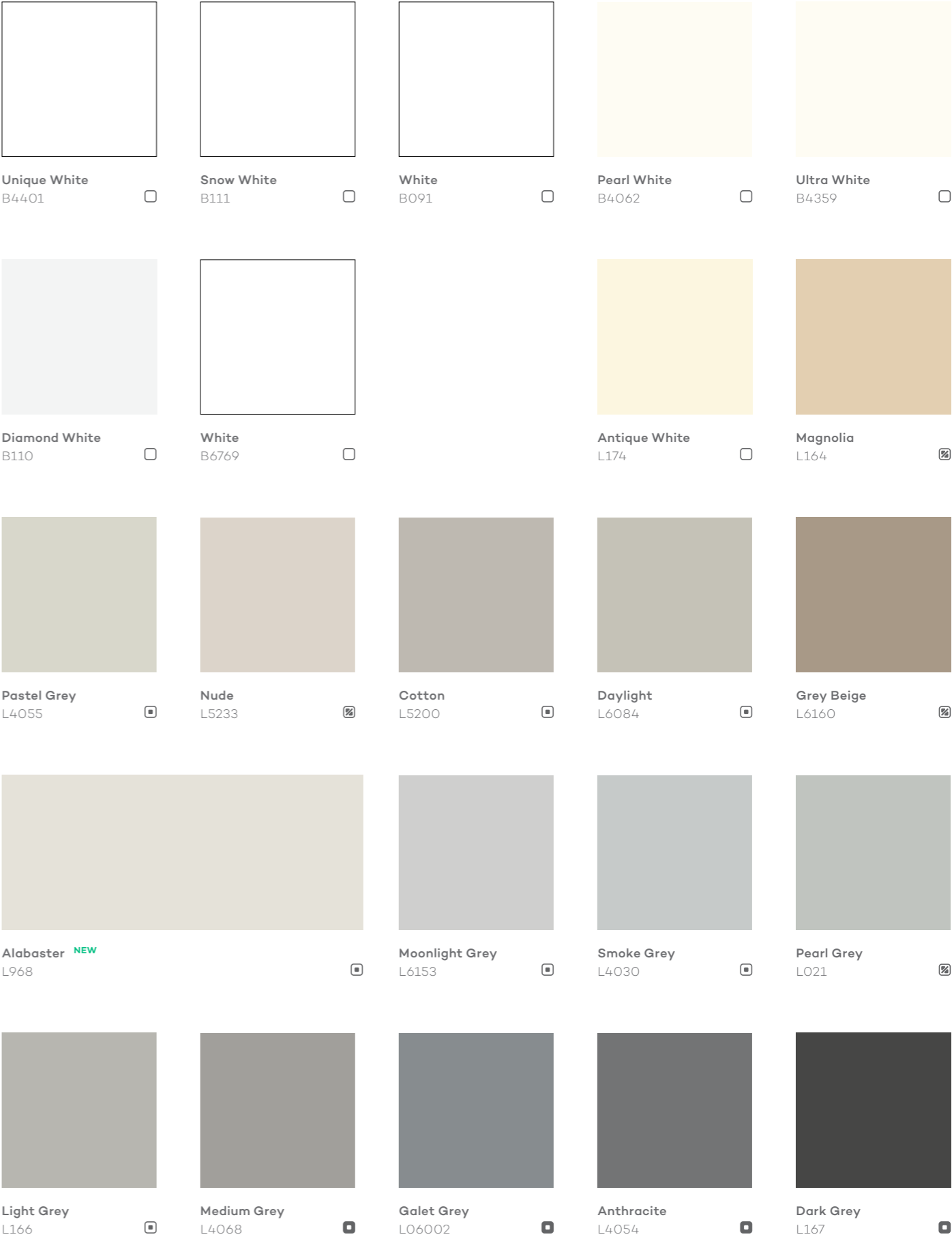
“...the color that drips from my earth fingers and my sea eyes paints the deserted sands...”

Neutral, light and sober tones begin share the role with more vibrant, expressive and saturated colors.

Lighter tones that evoke water and air with their lightness and clarity, symbols of stillness, create spaces with a peaceful and fresh atmosphere.

Powerful tones, which explore desire, passion and empowerment, for new and bold approaches.

Colors promote creativity and diversity in interior design.





Mineral & Metallic & Textile

“...from the friction of two stones, sparks come out; from sparks comes fire; from fire light springs...”

Minerals are materials of many impressions, a union of power and subtleness. This combination speaks to the smart elegance.

Metallics generate a refreshing and modern effect on decoration. The elegance of silver, the sophistication of gold, the warmth of copper and the delicacy of rose gold.

Textiles with rich tones and textures, promote cozy and pleasant feelings creating a light, organic, somewhat bohemian atmosphere.

A range full of flavor and color for vibe projects.

STONES & MARBLES



Onyx Nacre **NEW**
F2317




Marble Bianco Indi **NEW**
F9058




Veneto Rosequartz **NEW**
F2308




Veneto Crystal **NEW**
F2309




Nude Stone **NEW**
F2316



Bagnara
F6260




Marble Athena
FN7089



Yang Marble
F2273



Palazio Silver
F2279




Yin Marble
F2272



Onyx Black
F2268



Quiet Stone **NEW**
F2315




Palazio Gold
F2278



Carnico
F6261




Seastone Pale
F2295



Emperador
FN8024




Granite Cleopatra
F2240



Black Granitino
F745




Fossil Brown **NEW**
F2320



Roma **NEW**
F2322



Quartzite **NEW**
F2321



Knossos Grey
F2289



CEMENTS




Urbanstone Graphite
F2282



Artwall Anthracite
F2301




Urbanstone Clay
F2281



Artwall
F2302



Artwall Grey
F2300



Urbanstone Chalk
F2280



Pozzolana White
F2271



Pozzolana Grey
F2270



Natural Concrete
F2204

METALLICS & OXYDES



Metalines Silver **NEW**
F2319 (V)




Rust
F6064



Stardust
F2299



Metalines **NEW**
F2318 (V)



Metallic
F4004



Aluminium Lan
F067




Titanium
F2304 (V)




Titanium Dark
F2305 (V)

(V) vertical grade

TEXTILES



Feel Light Grey
F2313



Marrakesh **NEW**
F2324



Atlas
F750



Agadir
F755



Brown Twist
F6012



Canasta **NEW**
F2323



Woodgrains

“...I went to the Forest because I wished to live free. I wanted to live deep and absorb the essence of life... ..”

Nature is constantly changing, it evolves, changes colors and textures throughout the seasons. Cycles of renewal and constancy!

Pales and delicate woods for a light, natural look. Striking Oaks and exotics woods with dark pores, splits and knotholes.

Striped, natural-colored design and lively grain, these linear woods fire the imagination.

Well-being and sensuality for body and soul need harmoniously designed environments

OAKS



Karlstad Oak Pale **NEW**
M6323



Medieval Oak **NEW**
M6345



Karlstad Oak Natural **NEW**
M6343



Durini Light Oak **NEW**
M6326



Karlstad Oak Grey **NEW**
M6344



Eternal Oak **NEW**
M6349



Messina Oak
M3892



Sonoma Oak Natur
M6120




Timeless Oak Biscuit
M6284



Timeless Oak Cocoa
M6285



Salerno Oak Pale
M6264



Salerno Oak Golden
M6263



Iguazu Oak
M999



Lorca Oak
M4289



Wellington Oak Sand
M6226



Sonoma Oak Grey Green
M6126



Bari Oak Grey
M6251



Sanctuary Oak Dark
M6281



Vintage Oak
M6130 (V)



New Moon
M6267 (V)



Anastasia Oak
MN6832



Amundsen Oak
M9275



Pale Tamarak
M6054



Sonoma Oak Truffel
M6136



Bari Oak Nature
M6252



Sanctuary Oak
M6280



Endless Oak Natural
M6321



Endless Oak Black
M6358 (V)



(V) vertical grade



Kingdom Oak **NEW**
M6325



Artisan **NEW**
M6322

WALNUTS



Graceful Blond **NEW**
M6327



Salix Oak **NEW**
M6340



Canyon Monumental Oak
M6156



Wild Oak Brown
M6287



Lyon Walnut
M4462



French Echo **NEW**
M6342



Etna Oak
M6304



Mirror Oak
M9001



Baccata
M6295



Italian Echo **NEW**
M6341

LINEAR WOOD



Cosmopolitan #2
M6283



Cosmopolitan #1
M6282



Andu Wood **NEW**
M9328



Exquisite Dark
M6313



Exquisite
M6312




Exquisite Light
M6314



Wood Work **NEW**
M6329



Rewood In **NEW**
M6324



Memphis Classic
M6225



Imperial Walnut
M6293



Troia Walnut
M2511



Scandinave **NEW**
M6328

MAPLE & ELM & ASH



Aura Maple **NEW**
M6348



Gentle Maple **NEW**
M6347



Smart Ash Light
M6305



Elegance Natural
M6317



Coastline **NEW**
M6346



Spiry Elm White
M6303



New Port Pale
M6213



Clear Maple
M2106



Smart Ash
M6306



Elegance Grey
M6316



Mediterranean
M4451



Light Mediterranean
M3861



Mapuche Beige
M6289



Mapuche Grey
M6290



Whitewood
M3866



Classic Maple
M12084



Smart Ash Dark
M6307



Elegance Brown
M6315 (V)

(V) vertical grade

EXOTIC & PINE & CHERRY & BEECH



Mystic Wood **NEW**
M9334



Ethnic Sand
M6299



Magyra Beech Nature
M6210



Woodland Beech
M3247



Pien Beech
M2112



Pangea **NEW**
MN8034




Berlin Cherry
M850



Nettgau Cherry
M760



Ethnic Fire
M6300



Exotic Eart
M6225 (V)



Mozambique Wenge
M1076 (V)



Salonga Wenge
M6046 (V)



Country Pine
M6223



Carrizo Pine
M6053



Stockholm Pine
M6220



Supreme White
M6320



Supreme Black
M6319 (V)



Yaki Wood
M6297 (V)



Golden Wood
M6309 (V)

(V) vertical grade

Product Offer

Product Offer

DECOR	REFERENCE	DECOR NAME	LRV (LIGH REFLECTANCE VALUES)	LAMINATES					CPL			COMPACTS BLACK CORE	
				STANDARD (1)	STANDARD (1)	POSTFORMING (1)	POSTFORMING	POSTFORMING	FLEX GRADE	POSTFORMING (1)	POSTFORMING	STANDARD (1) (2)	STANDARD (1) (2)
				2500 X 1250	2150 X 1010	3050 X 1320	3600 X 1400	3660 X 1560	----X 1300 (*)	---X 1320 (*)	---X 1400	3050 X 1320	3660 X 1560
				0,6 - 0,8 mm	0,6 - 0,8 mm	0,6 - 0,8 mm	0,6 - 0,8 mm	0,6 - 0,8 mm	0,2 mm	0,4 to 0,8 mm	0,4 to 0,8 mm	3 mm to 20 mm	3 mm to 20 mm
	B091	WHITE	82,6	-	-	-	LP ; LB	-	-	-	-	-	-
	B110	DIAMOND WHITE	82,3	LP	LP	LP ; MA ; LB	LP ; LB	-	MA	MA	-	LP ; TF	-
	B111	SNOW WHITE	91,5	LP ; MA ; LB	LP ; MA	LP ; MA ; LB	LP ; LB	LP ; TF	-	-	-	LP ; TF	LP ; TF
	B4062	PEARL WHITE	87,4	LP	LP	LP	-	LP ; TF	-	LP ; TF	-	LP ; TF	LP ; TF
	B4359	ULTRA WHITE	82,5	LP ; TF	LP ; TF	LP ; SC	LP ; TF;	-	-	-	-	LP ; TF	-
	B4401	UNIQUE WHITE	87,0	-	LP	LB ; LP ; SPT ; STU	-	-	-	LP ; TF ; SPT ; VEL	LP ; TF ; SPT ; VEL	LP ; TF	-
	B6769	WHITE	82,5	-	-	-	-	-	MA ; TF	MA ; TF	MA ; TF	-	-
	L021	PEARL GREY	52,7	-	-	SC	-	-	-	-	-	LP ; TF	-
	L06002	GALET GREY	31,6	TF	TF	SC	-	-	-	-	-	LP ; TF	-
	L101	RED BORDEAUX	10,2	TF ; LB	TF	SC ; LB	-	-	-	-	-	LP ; TF	-
	L122	ORANGE	48,8	TF ; LB	TF	SC ; LB	-	-	-	-	-	LP ; TF	-
	L164	MAGNOLIA	78,9	LP	LP	LP ; SC	-	-	-	-	-	LP ; TF	-
	L166	LIGHT GREY	54,8	TF ; MA	TF ; MA	SC	LP	LP ; TF	-	-	-	LP ; TF	LP ; TF
	L167	DARK GREY	12,2	TF ; MA ; LB	TF ; MA	SC ; LB	LP ; LB	LP ; TF	MA ; TF	MA ; TF	-	LP ; TF	LP ; TF
	L174	ANTIQUE WHITE	84,1	TF ; MA	TF ; MA	SC ; LB	LP ; LB	-	-	-	-	LP ; TF	-
	L212	JADE	39,4	LP	LP	LP ; SC	-	-	-	-	-	LP ; TF	-
	L927	BASALT	26,0	SMA	SMA	SMA ; LB	LP ; LB	-	-	-	-	LP ; TF	-
	L968	ALABASTER NEW	72,0	SMA	SMA	SMA	-	-	-	-	-	LP ; TF	-
	L969	AVOCATO NEW	14,0	-	-	LP ; SC	-	-	-	-	-	LP ; TF	-
	L1304	BLUE TIBER	8,2	LP	LP	LP ; SC	-	-	-	-	-	LP ; TF	-
	L1828	PARADISE BLUE	15,5	LP	LP	LP ; SC	-	-	-	-	-	LP ; TF	-
	L2201	TAUPE	21,9	-	-	LP ; SC	-	-	-	-	-	LP ; TF	-
	L2446	CITRUS GREEN	57,3	-	-	LP ; SC	-	-	-	-	-	LP ; TF	-
	L3031	BLACK	6,1	TF ; MA ; LB	TF ; MA	SC ; LB ; SPT	LP ; LB ; TF ; STU	LP ; TF	TF ; SPT	TF ; SPT	TF ; SPT	LP ; TF	LP ; TF
	L4030	SMOKE GREY	55,5	-	-	SC	-	-	-	-	-	LP ; TF	-

Other variants of size, thickness and references vs finish, are subject to prior inquiry

(1) - Fire retardant available under inquiry
 (2) - Compact in White core under inquiry


























(*) CPL width 1010mm under inquiry
 (V) - Vertical grade

DECOR	REFERENCE	DECOR NAME	LRV (LIGH REFLECTANCE VALUES)	LAMINATES					CPL			COMPACTS BLACK CORE	
				STANDARD (1)	STANDARD (1)	POSTFORMING (1)	POSTFORMING	POSTFORMING	FLEX GRADE	POSTFORMING (1)	POSTFORMING	STANDARD (1) (2)	STANDARD (1) (2)
				2500 X 1250	2150 X 1010	3050 X 1320	3600 X 1400	3660 X 1560	---X 1300 (*)	---X 1320 (*)	---X 1400	3050 X 1320	3660 X 1560
				0,6 - 0,8 mm	0,6 - 0,8 mm	0,6 - 0,8 mm	0,6 - 0,8 mm	0,6 - 0,8 mm	0,2 mm	0,4 to 0,8 mm	0,4 to 0,8 mm	3 mm to 20 mm	3 mm to 20 mm
	L4054	ANTHRACITE	19,3	LP	LP	LP ; SC ; LB ; CMS	LP ; LB	-	SPT ; VEL	SPT ; VEL	SPT ; VEL	LP ; TF	-
	L4055	PASTEL GREY	75,2	-	-	SC	-	-	LP	LP	-	LP ; TF	-
	L4068	MEDIUM GREY	35,5	LP	LP	LP ; SC ; LB	LP ; LB	-	-	-	-	LP ; TF	-
	L4070	COAL	12,0	-	-	SC	-	-	-	-	-	LP ; TF	-
	L4085	MINT	55,4	LP	LP	LP ; SC	-	-	-	-	-	LP ; TF	-
	L5200	COTTON	56,3	SMA	SMA	SMA ; STU	LP ; STU	-	-	-	-	LP ; TF	-
	L5203	FROZEN BLUE	46,9	SMA	SMA	SMA	-	-	-	-	-	LP ; TF	-
	L5206	BAMBUS	32,0	SMA	SMA	SMA	LP	-	-	-	-	LP ; TF	-
	L5207	CAMOUFLAGE	19,1	SMA	SMA	SMA	LP	-	-	-	-	LP ; TF	-
	L5209	OPAL	13,7	LP	LP	LP ; SC	-	-	-	-	-	LP ; TF	-
	L5212	CHARCOAL	9,6	-	-	SC	-	-	LP ; TF	LP ; TF	-	LP ; TF	-
	L5214	CHILLI	10,8	-	-	LP ; SC	-	-	-	-	-	LP ; TF	-
	L5215	VERONA	20,6	-	-	LP ; SC	-	-	-	-	-	LP ; TF	-
	L5218	MARSHMALLOW	62,1	SMA	SMA	SMA	-	-	-	-	-	LP ; TF	-
	L5219	HOT PEPPER	10,6	-	-	LP ; SC	-	-	-	-	-	LP ; TF	-
	L5223	MANGO	83,3	SMA	SMA	SMA	-	-	-	-	-	LP ; TF	-
	L5224	INDIAN SUMMER	31,0	-	-	SMA	-	-	-	-	-	LP ; TF	-
	L5225	ALMOST BLUE	72,4	SMA	SMA	SMA	-	-	-	-	-	LP ; TF	-
	L5226	HUMUS	8,3	-	-	LP ; SC	-	-	-	-	-	LP ; TF	-
	L5228	VERBENA	43,5	SMA	SMA	SMA	-	-	-	-	-	LP ; TF	-
	L5229	MYOSOTIS	27,6	SMA	SMA	SMA	LP	-	-	-	-	LP ; TF	-
	L5230	AZURITE	7,7	-	-	LP ; SC	-	-	-	-	-	LP ; TF	-
	L5231	EDEN	7,5	-	-	LP ; SC	-	-	-	-	-	LP ; TF	-
	L5232	PAPRIKA	16,8	LP	LP	LP ; SC	-	-	-	-	-	LP ; TF	-
	L5233	NUDE	64,6	SMA	SMA	SMA	LP	-	-	-	-	LP ; TF	-

Other variants of size, thickness and references vs finish, are subject to prior inquiry

(1) - Fire retardant available under inquiry
(2) - Compact in White core under inquiry


























(*) CPL width 1010mm under inquiry
(V) - Vertical grade

DECOR	REFERENCE	DECOR NAME	LRV (LIGH REFLECTANCE VALUES)	LAMINATES					CPL			COMPACTS BLACK CORE	
				STANDARD (1)	STANDARD (1)	POSTFORMING (1)	POSTFORMING	POSTFORMING	FLEX GRADE	POSTFORMING (1)	POSTFORMING	STANDARD (1) (2)	STANDARD (1) (2)
				2500 X 1250	2150 X 1010	3050 X 1320	3600 X 1400	3660 X 1560	----X 1300 (*)	---X 1320 (*)	---X 1400	3050 X 1320	3660 X 1560
				0,6 - 0,8 mm	0,6 - 0,8 mm	0,6 - 0,8 mm	0,6 - 0,8 mm	0,6 - 0,8 mm	0,2 mm	0,4 to 0,8 mm	0,4 to 0,8 mm	3 mm to 20 mm	3 mm to 20 mm
	L5234	HINDU	13,1	LP	LP	LP ; SC	-	-	-	-	-	LP ; TF	-
	L5236	DEER NEW	32,0	-	-	SMA	-	-	-	-	-	LP ; TF	-
	L5237	GUAVA NEW	36,0	-	-	SMA	-	-	-	-	-	LP ; TF	-
	L6084	DAYLIGHT	56,6	LP	LP	LP ; SC ; CMS	LP	-	-	-	-	LP ; TF	-
	L6153	MOONLIGHT GREY	66,8	SMA	SMA	SMA	LP ; STU	-	-	-	-	LP ; TF	-
	L6160	GREY BEIGE	43,4	LP	LP	LP ; SC ; LB	LP ; LB	-	-	-	-	LP ; TF	-
	L6274	STORM GREY	17,6	SMA	SMA	SMA	LP	-	-	-	-	LP ; TF	-
	LN0659	GRAY ROCK	43,2	-	-	-	-	-	VEL	VEL	-	-	-
	LN5534	CENERE	59,1	-	-	-	-	-	VEL	VEL	-	-	-
	LN6491	SAND MUELLER	55,8	-	-	-	-	-	VEL	VEL	-	-	-
	F067	ALUMINIUM LAN	41,1	-	-	SC	-	-	-	-	-	LP ; TF	-
	F745	BLACK GRANITINO	8,7	-	-	-	LB ; TF	-	-	-	-	-	-
	F750	ATLAS	68,5	-	-	SC	-	-	-	-	-	-	-
	F755	AGADIR	50,3	-	-	SC	-	-	-	-	-	-	-
	F2204	NATURAL CONCRETE	44,4	SMA ; LP	SMA	SMA	LP	-	SMA	SMA	-	LP ; TF	-
	F2240	GRANITE CLEOPATRA	36,9	-	-	-	LB ; TF	-	-	-	-	-	-
	F2268	ONYX BLACK	8,7	-	-	CMS	LP	-	-	-	-	LP ; TF	-
	F2270	POZZOLANA GREY	42,4	-	-	STU	-	-	-	-	-	LP ; TF	-
	F2271	POZZOLANA WHITE	61,2	-	-	STU	-	-	-	-	-	LP ; TF	-
	F2272	YIN MARBLE	22,0	-	-	STU ; LB	LB ; STU	-	-	LAV	-	LP ; TF	-
	F2273	YANG MARBLE	61,0	LP	-	STU ; LB	LB ; STU	-	-	LAV	-	LP ; TF	-
	F2278	PALAZIO GOLD	22,9	-	-	CMS	LB ; STU	-	IST	IST	IST	LP ; TF	-
	F2279	PALAZIO SILVER	40,5	-	-	CMS ; LB	LB ; STU	-	IST	IST	IST	LP ; TF	-
	F2280	URBANSTONE CHALK	64,9	LP	-	CMS	LP ; TF	-	-	-	-	LP ; TF	-
	F2281	URBANSTONE CLAY	54,0	-	-	CMS	LP ; TF	-	-	-	-	LP ; TF	-

Other variants of size, thickness and references vs finish, are subject to prior inquiry

(1) - Fire retardant available under inquiry
(2) - Compact in White core under inquiry


























(*) CPL width 1010mm under inquiry
(V) - Vertical grade

DECOR	REFERENCE	DECOR NAME	LRV (LIGH REFLECTANCE VALUES)	LAMINATES					CPL			COMPACTS BLACK CORE	
				STANDARD (1)	STANDARD (1)	POSTFORMING (1)	POSTFORMING	POSTFORMING	FLEX GRADE	POSTFORMING (1)	POSTFORMING	STANDARD (1) (2)	STANDARD (1) (2)
				2500 X 1250	2150 X 1010	3050 X 1320	3600 X 1400	3660 X 1560	---X 1300 (*)	---X 1320 (*)	---X 1400	3050 X 1320	3660 X 1560
				0,6 - 0,8 mm	0,6 - 0,8 mm	0,6 - 0,8 mm	0,6 - 0,8 mm	0,6 - 0,8 mm	0,2 mm	0,4 to 0,8 mm	0,4 to 0,8 mm	3 mm to 20 mm	3 mm to 20 mm
	F2282	URBANSTONE GRAPHITE	12,4	LP	-	CMS	LP ; TF	-	-	-	-	LP ; TF	-
	F2289	KNOSSOS GREY	45,4	LP	-	SMA	LB ; LP	-	IST	IST	IST	LP ; TF	-
	F2295	SEASTONE PALE	48,0	LP	-	CMS	LP	-	-	-	-	LP ; TF	-
	F2299	STARDUST	15,1	LP	-	CMS	LP	-	-	-	-	LP ; TF	-
	F2300	ARTWALL GREY	48,4	LP	-	STU	LP ; STU	-	-	-	-	LP ; TF	-
	F2301	ARTWALL ANTHRACITE	25,9	LP	-	STU	LP ; STU	-	-	-	-	LP ; TF	-
	F2302	ARTWALL	53,1	-	-	STU	LP ; STU	-	-	-	-	LP ; TF	-
	F2304 (V)	TITANIUM	29,0	-	-	SMA ; SC	-	-	-	-	-	LP ; TF	-
	F2305 (V)	TITANIUM DARK	22,0	-	-	SMA ; SC	-	-	-	-	-	LP ; TF	-
	F2308	VENETO ROSEQUARTZ NEW	35,0	-	-	STU	STU	-	-	IST	IST	LP ; TF	-
	F2309	VENETO CRYSTAL NEW	60,0	-	-	STU	STU	-	-	IST	IST	LP ; TF	-
	F2313	FEEL LIGHT GREY	29,0	-	-	CMS	LP ; TF	-	-	-	-	LP ; TF	-
	F2315	QUIET STONE NEW	41,0	-	-	STU	STU	-	-	IST	IST	LP ; TF	-
	F2316	NUDE STONE NEW	55,0	LP	-	CMS	LP ; TF	-	-	LAV	-	LP ; TF	-
	F2317	ONYX NACRE NEW	55,0	LP	-	SMA ; LB	LP ; LB	-	-	SMA	SMA	LP ; TF	-
	F2318 (V)	METALINES NEW	55,0	LP	-	SMA ; SC	-	-	-	-	-	LP ; TF	-
	F2319 (V)	METALINES SILVER NEW	40,0	LP	-	SMA ; SC	-	-	-	-	-	LP ; TF	-
	F2320	FOSSIL BROWN NEW	19,0	-	-	CMS	LP ; TF	-	-	LAV	-	LP ; TF	-
	F2321	QUARTZITE NEW	28,0	-	-	CMS	LP ; TF	-	-	LAV	-	LP ; TF	-
	F2322	ROMA NEW	20,0	-	-	CMS	LP ; TF	-	-	LAV	-	LP ; TF	-
	F2323	CANASTA NEW	41,0	-	-	CMS	LP ; TF	-	-	-	-	LP ; TF	-
	F2324	MARRAKESH NEW	27,0	-	-	SC	-	-	-	-	-	LP ; TF	-
	F4004	METALLIC	47,8	-	-	SC	-	-	-	-	-	LP ; TF	-
	F6012	BROWN TWIST	35,7	-	-	SC	-	-	-	-	-	-	-
	F6064	RUST	13,4	-	-	STU	-	-	-	-	-	LP ; TF	-

Other variants of size, thickness and references vs finish, are subject to prior inquiry

(1) - Fire retardant available under inquiry
(2) - Compact in White core under inquiry

(*) CPL width 1010mm under inquiry
(V) - Vertical grade

DECOR	REFERENCE	DECOR NAME	LRV (LIGH REFLECTANCE VALUES)	LAMINATES					CPL			COMPACTS BLACK CORE	
				STANDARD (1)	STANDARD (1)	POSTFORMING (1)	POSTFORMING	POSTFORMING	FLEX GRADE	POSTFORMING (1)	POSTFORMING	STANDARD (1) (2)	STANDARD (1) (2)
				2500 X 1250	2150 X 1010	3050 X 1320	3600 X 1400	3660 X 1560	----X 1300 (*)	----X 1320 (*)	----X 1400	3050 X 1320	3660 X 1560
				0,6 - 0,8 mm	0,6 - 0,8 mm	0,6 - 0,8 mm	0,6 - 0,8 mm	0,6 - 0,8 mm	0,2 mm	0,4 to 0,8 mm	0,4 to 0,8 mm	3 mm to 20 mm	3 mm to 20 mm
	F6260	BAGNARA	61,7	-	-	SMA ; LB	LB	-	IST	IST	IST	LP ; TF	-
	F6261	CARNICO	15,1	-	-	STU ; LB	LB ; STU	-	-	LAV	-	LP ; TF	-
	F9058	MARBLE BIANCO INDI NEW	69,0	-	-	SMA ; LB	-	-	-	-	-	LP ; TF	-
	FN7089	MARBLE ATHENA	58,0	-	-		-	-	VEL	VEL	VEL	-	-
	FN8023	NERO TUNISI NEW	7,1	-	-	LB	LB	-	MA	MA	MA	LP ; TF	-
	FN8024	EMPERADOR	40,1	-	-		-	-	IST ; VEL	IST ; VEL	IST ; VEL	-	-
	M760	NETTGAU CHERRY	18,9	-	-	FLW	-	-	-	-	-	LP ; TF	-
	M850	BERLIN CHERRY	20,3	-	-	SC	-	-	-	-	-	LP ; TF	-
	M999	IGUAZU OAK	55,2	SMA; LP	SMA; LP	FLW	-	-	-	-	-	LP ; TF	-
	M1076 (V)	MOZAMBIQUE WENGE	6,8	-	-	SC	-	-	-	-	-	LP ; TF	-
	M2106	CLEAR MAPLE	64,3	SMA	SMA	SMA	-	-	-	-	-	LP ; TF	-
	M2112	PIEN BEECH	32,1	LP	LP	FLW	-	-	LP	LP	-	LP ; TF	-
	M2511	TROIA WALNUT	27,0	SMA	SMA	SMA	-	-	-	-	-	LP ; TF	-
	M3247	WOODLAND BEECH	47,3	-	-	LP	-	-	LP ; BEL	LP ; BEL	-	LP ; TF	-
	M3861	LIGHT MEDITERRANEAN	54,2	-	-	SMA	-	-	-	-	-	LP ; TF	-
	M3866	WHITEWOOD	75,7	-	-	NTL	-	-	-	-	-	LP ; TF	-
	M3892	MESSINA OAK	54,2	-	-	SMA	-	-	SMA ; NTL	SMA ; NTL	-	LP ; TF	-
	M4289	LORCA OAK	48,3	-	-	SMA	-	-	-	-	-	LP ; TF	-
	M4451	MEDITERRANEAN	35,4	-	-	SMA	-	-	-	-	-	LP ; TF	-
	M4462	LYON WALNUT	13,6	-	-	FUN	-	-	BEL; SPT	FUN; KW	FUN ; SPT	-	-
	M6046 (V)	SALONGA WENGE	11,5	-	-	NTL	-	-	-	-	-	LP ; TF	-
	M6053	CARRIZO PINE	44,4	-	-	NTL	-	-	-	-	-	LP ; TF	-
	M6054	PALE TAMARAK	47,1	-	-	NTL	-	-	-	-	-	LP ; TF	-
	M6120	SONOMA OAK NATUR	42,4	-	-	NTL	NTL	-	NTL	NTL	NTL	LP ; TF	-
	M6126	SONOMA OAK GREY GREEN	35,0	-	-	NTL	NTL	-	-	-	-	LP ; TF	-

Other variants of size, thickness and references vs finish, are subject to prior inquiry

(1) - Fire retardant available under inquiry
(2) - Compact in White core under inquiry


























(*) CPL width 1010mm under inquiry
(V) - Vertical grade

DECOR	REFERENCE	DECOR NAME	LRV (LIGH REFLECTANCE VALUES)	LAMINATES					CPL			COMPACTS BLACK CORE	
				STANDARD (1)	STANDARD (1)	POSTFORMING (1)	POSTFORMING	POSTFORMING	FLEX GRADE	POSTFORMING (1)	POSTFORMING	STANDARD (1) (2)	STANDARD (1) (2)
				2500 X 1250	2150 X 1010	3050 X 1320	3600 X 1400	3660 X 1560	---X 1300 (*)	---X 1320 (*)	---X 1400	3050 X 1320	3660 X 1560
				0,6 - 0,8 mm	0,6 - 0,8 mm	0,6 - 0,8 mm	0,6 - 0,8 mm	0,6 - 0,8 mm	0,2 mm	0,4 to 0,8 mm	0,4 to 0,8 mm	3 mm to 20 mm	3 mm to 20 mm
	M6130 (V)	VINTAGE OAK	19,5	-	-	NTL	-	-	-	-	-	LP ; TF	-
	M6136	SONOMA OAK TRUFFEL	23,4	-	-	NTL	-	-	-	-	-	LP ; TF	-
	M6156	CANYON MONUMENTAL OAK	31,5	-	-		-	-	NTL	NTL	-	LP ; TF	-
	M6210	MAGYRA BEECH NATURE	38,2	LP	LP	FLW	-	-	-	-	-	LP ; TF	-
	M6213	NEW PORT PALE	45,5	-	-	FUN	-	-	BEL	FUN	-	-	-
	M6220	STOCKHOLM PINE	58,5	-	-	FUN	-	-	BEL	FUN	-	-	-
	M6223	COUNTRY PINE	30,7	-	-	NTL	-	-	-	-	-	LP ; TF	-
	M6225	MEMPHIS CLASSIC	13,4	LP	LP	LP ; SC	-	-	-	-	-	LP ; TF	-
	M6226	WELLINGTON OAK SAND	46,6	-	-	NTL	-	-	NTL	NTL	-	LP ; TF	-
	M6251	BARI OAK GREY	49,4	-	-	FLW	-	-	-	-	-	LP ; TF	-
	M6252	BARI OAK NATURE	39,9	-	-	FLW	-	-	-	-	-	LP ; TF	-
	M6263	SALERNO OAK GOLDEN	34,6	-	-	FUN	-	-	BEL	FUN	FUN	-	-
	M6264	SALERNO OAK PALE	40,3	-	-	FUN	-	-	BEL	FUN	-	-	-
	M6265 (V)	EXOTIC EARTH	10,8	-	-	FUN	-	-	BEL	FUN	-	-	-
	M6267 (V)	NEW MOON	11,4	-	-	FUN	-	-	BEL	FUN	-	-	-
	M6280	SANCTUARY OAK	31,2	-	-	FUN	-	-	BEL	FUN ; KW	-	-	-
	M6281	SANCTUARY OAK DARK	18,5			FUN	-	-	BEL	FUN	-	-	-
	M6282	COSMOPOLITAN #1	38,4	LP	LP	FLW	-	-	-	-	-	LP ; TF	-
	M6283	COSMOPOLITAN #2	28,4	LP	LP	FLW	-	-	-	-	-	LP ; TF	-
	M6284	TIMELESS OAK BISCUIT	45,4	-	-	FUN	-	-	BEL	FUN	-	-	-
	M6285	TIMELESS OAK COCOA	19,5	-	-	FUN	-	-	BEL	FUN	-	-	-
	M6287	WILD OAK BROWN	12,5	-	-	FUN	-	-	BEL	FUN	-	-	-
	M6289	MAPUCHE BEIGE	52,2	-	-	FLW	-	-	-	-	-	LP ; TF	-
	M6290	MAPUCHE GREY	57,6	-	-	FLW	-	-	-	-	-	LP ; TF	-
	M6293	IMPERIAL WALNUT	13,5	-	-	FUN	-	-	BEL	FUN	-	-	-

Other variants of size, thickness and references vs finish, are subject to prior inquiry

(1) - Fire retardant available under inquiry
(2) - Compact in White core under inquiry





















(*) CPL width 1010mm under inquiry
(V) - Vertical grade

DECOR	REFERENCE	DECOR NAME	LRV (LIGH REFLECTANCE VALUES)	LAMINATES					CPL			COMPACTS BLACK CORE	
				STANDARD (1)	STANDARD (1)	POSTFORMING (1)	POSTFORMING	POSTFORMING	FLEX GRADE	POSTFORMING (1)	POSTFORMING	STANDARD (1) (2)	STANDARD (1) (2)
				2500 X 1250	2150 X 1010	3050 X 1320	3600 X 1400	3660 X 1560	---X 1300 (*)	---X 1320 (*)	---X 1400	3050 X 1320	3660 X 1560
				0,6 - 0,8 mm	0,6 - 0,8 mm	0,6 - 0,8 mm	0,6 - 0,8 mm	0,6 - 0,8 mm	0,2 mm	0,4 to 0,8 mm	0,4 to 0,8 mm	3 mm to 20 mm	3 mm to 20 mm
	M6295	BACCATA	17,6	-	-	FUN	-	-	BEL	FUN	-	-	-
	M6297 (V)	YAKI WOOD	9,1	-	-	FUN	-	-	BEL	FUN	-	-	-
	M6299	ETHNIC SAND	27,4	LP	LP	FLW	-	-	-	-	-	LP ; TF	-
	M6300	ETHNIC FIRE	19,4	LP	LP	FLW ; LB	-	-	-	-	-	LP ; TF	-
	M6303	SPIRY ELM WHITE	61,0	-	-	FUN	-	-	BEL	FUN ; KW	-	-	-
	M6304	ETNA OAK	25,2	-	-	FLW	-	-	-	-	-	LP ; TF	-
	M6305	SMART ASH LIGHT	43,9	LP	LP	FLW	-	-	-	-	-	LP ; TF	-
	M6306	SMART ASH	28,4	LP	LP	FLW	-	-	-	-	-	LP ; TF	-
	M6307	SMART ASH DARK	15,5	LP	LP	FLW	-	-	-	-	-	LP ; TF	-
	M6309 (V)	GOLDEN WOOD	9,2	-	-	FUN	-	-	BEL	FUN	-	-	-
	M6312	EXQUISITE	33,4	-	-	SPT	-	-	SPT	SPT	-	-	-
	M6313	EXQUISITE DARK	21,8	-	-	SPT	-	-	SPT	SPT	-	-	-
	M6314	EXQUISITE LIGHT	52,1	-	-	SPT	-	-	SPT	SPT	-	-	-
	M6315 (V)	ELEGANCE BROWN	10,4	-	-	SPT	-	-	SPT	SPT	-	-	-
	M6316	ELEGANCE GREY	32,4	-	-	SPT	-	-	SPT	SPT	-	-	-
	M6317	ELEGANCE NATURAL	46,4	-	-	SPT	-	-	SPT	SPT	-	-	-
	M6319 (V)	SUPREME BLACK	13,1	-	-	SPT	-	-	SPT	SPT	-	-	-
	M6320	SUPREME WHITE	71,6	-	-	SPT	-	-	SPT	SPT	-	-	-
	M6321	ENDLESS OAK NATURAL	45,0	-	-	SPT	-	-	SPT	SPT	-	-	-
	M6322	ARTISAN NEW	30,0	LP	LP	FLW	-	-	-	-	-	LP ; TF	-
	M6323	KARLSTAD OAK PALE NEW	39,0	LP	LP	FLW	-	-	-	-	-	LP ; TF	-
	M6324	REWOOD IN NEW	55,0	LP	LP	FLW	-	-	-	-	-	LP ; TF	-
	M6325	KINGDOM OAK NEW	18,0	-	-	SPT	-	-	SPT	SPT	-	-	-
	M6326	DURINI LIGHT OAK NEW	29,0	-	-	FUN	-	-	BEL	FUN ; KW	-	-	-
	M6327	GRACEFUL BLOND NEW	28,0	-	-	SPT	-	-	SPT	SPT	-	-	-

Other variants of size, thickness and references vs finish, are subject to prior inquiry

(1) - Fire retardant available under inquiry
(2) - Compact in White core under inquiry

(*) CPL width 1010mm under inquiry
(V) - Vertical grade

DECOR	REFERENCE	DECOR NAME	LRV (LIGH REFLECTANCE VALUES)	LAMINATES					CPL			COMPACTS BLACK CORE	
				STANDARD (1)	STANDARD (1)	POSTFORMING (1)	POSTFORMING	POSTFORMING	FLEX GRADE	POSTFORMING (1)	POSTFORMING	STANDARD (1) (2)	STANDARD (1) (2)
				2500 X 1250	2150 X 1010	3050 X 1320	3600 X 1400	3660 X 1560	---X 1300 (*)	---X 1320 (*)	---X 1400	3050 X 1320	3660 X 1560
				0,6 - 0,8 mm	0,6 - 0,8 mm	0,6 - 0,8 mm	0,6 - 0,8 mm	0,6 - 0,8 mm	0,2 mm	0,4 to 0,8 mm	0,4 to 0,8 mm	3 mm to 20 mm	3 mm to 20 mm
	M6328	SCANDINESE NEW	57,0	-	-	FUN	-	-	BEL	FUN; KW	-	-	-
	M6329 (V)	WOODWORK NEW	11,0	-	-	FUN	-	-	BEL	FUN; KW	-	-	-
	M6340	SALIX OAK NEW	27,0	-	-	FUN	-	-	BEL	FUN; KW	-	-	-
	M6341	ITALIAN ECHO NEW	14,0	-	-	FUN	-	-	BEL	FUN; KW	-	-	-
	M6342	FRENCH ECHO NEW	21,0	-	-	FUN	-	-	BEL	FUN; KW	-	-	-
	M6343	KARLSTAD OAK NATURAL NEW	39,0	LP	LP	FLW	-	-	-	-	-	LP ; TF	-
	M6344	KARLSTAD OAK GREY NEW	25,0	LP	LP	FLW	-	-	-	-	-	LP ; TF	-
	M6345	MEDIEVAL OAK NEW	39,0	-	-	FLW	-	-	-	-	-	LP ; TF	-
	M6346	COASTLINE NEW	40,0	-	-	SPT	-	-	SPT	SPT	-	-	-
	M6347	GENTLE MAPLE NEW	55,0	-	-	SPT	-	-	SPT	SPT	-	-	-
	M6348	AURA MAPLE NEW	63,0	LP	-	FLW	-	-	-	-	-	LP ; TF	-
	M6349	ETERNAL OAK NEW	40,0	LP	LP	FLW	-	-	-	-	-	LP ; TF	-
	M6358 (V)	ENDLESS OAK BLACK	13,0	-	-	SPT	-	-	SPT	SPT	-	-	-
	M9001	MIRROR OAK	40,2	MA	MA	FLW	-	-	-	-	-	LP ; TF	-
	M9275	AMUNDSEN OAK	56,6	LP	-	NTL	-	-	NTL ; BEL	NTL ; FUN	-	LP ; TF	-
	M9328	ANDU WOOD NEW	55,0	LP	LP	FLW	-	-	-	-	-	LP ; TF	-
	M9334	MYSTIC WOOD NEW	15,0	-	-	SPT ; LB	-	-	SPT	SPT	-	-	-
	M12084	CLASSIC MAPLE	63,8	-	-	SMA	-	-	-	-	-	LP ; TF	-
	MN6832	ANASTASIA OAK	31,4	-	-	-	-	-	BEL	BEL	BEL	-	-
	MN8034	PANGEA	35,0	-	-	-	-	-	NTL	NTL	NTL	-	-

Other variants of size, thickness and references vs finish, are subject to prior inquiry

(1) - Fire retardant available under inquiry
(2) - Compact in White core under inquiry

(*) CPL width 1010mm under inquiry
(V) - Vertical grade

Color Systems

Color Systems

REF	DECOR NAME	FINISH	RAL CLASSIC	RAL DESIGN	NCS	PANTONE
B110	DIAMOND WHITE	LP	9003 **	270 90 05 *	S 0603-R60B **	1 C **
B111	WHITE SNOW	LP	9010 **	095 93 05 **	S 0603-G40Y **	- -
B4062	PEARL WHITE	LP	9016 **	095 93 05 **	S 0603-G40Y **	- -
B4359	ULTRA WHITE	LP	9016 **	110 93 05 **	S 0603-G40Y **	- -
B4401	UNIQUE WHITE	LP	9003 **	110 96 02 **	S 0500-N **	7527 C **
B6769	WHITE	MA	- -	- -	S 0502-B50G *	- -
L021	PEARL GREY	SC	7038 *	000 70 00 *	S 3000-N *	413 C *
L06002	GALET GREY	SC	9022 *	000 60 00 *	S 5000-N *	7539 C *
L101	RED BORDEAUX	SC	3031 *	030 40 60 *	S 2570-Y90R *	7621 C *
L122	ORANGE	SC	2008 *	050 60 60 *	S 1070-Y50R *	158 C *
L164	MAGNOLIA	LP	1015 *	080 85 20 *	S 1010-Y20R *	468 C *
L166	LIGHT GREY	SC	7044 *	000 75 00 **	S 2502-Y *	413 C **
L167	DARK GREY	SC	7022 *	000 35 00 *	S 7500-N *	2336 C *
L174	WHITE ANTIQUE	SC	9001 *	085 90 10 *	S 1005-Y10R *	7500 C **
L212	JADE	LP	6034 **	180 70 10 *	S 3020-B50G *	5575 C *
L927	BASALT	SMA	7048 **	060 50 05 **	S 5005-Y50R *	403 C *
L968	ALABASTER	SMA	9001 *	090 90 05 *	S 1002-Y *	7527 C **
L969	AVOCATO	SC	7010 **	180 40 05 *	S 7005-B80G *	445 C **
L1304	BLUE TIBER	LP	5003 **	270 20 29 **	S 6030-R80B *	534 C *
L1828	PARADISE BLUE	LP	5015 **	260 50 40 **	S 3050-R90B **	2151 C *
L2201	TAUPE	LP	7006 *	070 50 10 *	S 6005-Y20R *	7531 C **
L2446	CITRUS GREEN	LP	- -	100 80 60 *	S 1060-G60Y *	584 C **
L3031	BLACK	SC	9017 **	000 15 00 *	S 9000-N *	419 C *
L4030	SMOKE GREY	SC	7035 **	000 75 00 *	S 2500-N *	413 C *
L4054	ANTHRACITE	LP	7039 **	000 45 00 *	S 6000-N *	2333 C *
L4055	PASTEL GREY	SC	9002 *	100 85 05 *	S 1502-Y *	454 C **
L4068	MEDIUM GREY	LP	7004 **	000 65 00 **	S 4000-N *	402 C **
L4070	COAL	SC	7022 **	060 30 05 *	S 7502-Y *	2336 C **

Colour measurement and matching to corresponding RAL, Pantone and NCS colour systems based on "natural daylight" (M1, D50)

* can be used as an equivalent colour

** can cautiously be used as an equivalent colour, slight colour difference

REF	DECOR NAME	FINISH	RAL CLASSIC		RAL DESIGN		NCS		PANTONE	
L4085	MINT	LP	-	-	140 80 10	*	S 2010-G10Y	*	2404 C	**
L4170	WHITE	PERL	9016	*	095 93 05	*	S 0603-G40Y	*	-	-
L4171	GREY	PERL	7044	**	000 75 00	**	S 2502-Y	*	413 C	**
L5200	COTTON	SMA	7044	**	080 80 05	*	S 2002-Y50R	*	7535 C	**
L5203	FROZEN BLUE	SMA	-	-	250 70 10	**	S 2020-R90B	*	7542 C	*
L5206	BAMBUS	SMA	-	-	120 60 10	*	S 4010-G30Y	*	7538 C	**
L5207	CAMOUFLAGE	SMA	7003	*	110 50 10	*	S 6005-G50Y	**	7497 C	*
L5209	OPAL	LP	-	-	220 40 15	*	S 6020-B30G	*	5477 C	**
L5212	CHARCOAL	SC	7021	**	000 25 00	*	S 8000-N	*	447 C	*
L5214	CHILLI	LP	8029	**	030 30 40	**	S 4050-Y90R	*	7594 C	*
L5215	VERONA	LP	8003	**	050 40 40	**	S 5040-Y40R	*	7567 C	*
L5218	MARSHMALLOW	SMA	-	-	040 80 10	*	S 1510-Y90R	*	481 C	*
L5219	HOT PEPPER	LP	3020	**	030 40 60	**	S 1085-Y90R	*	711 C	*
L5223	MANGO	SMA	-	-	080 80 60	*	S 0560-Y10R	*	1225 C	*
L5224	INDIAN SUMMER	SMA	1011	**	070 60 30	**	S 4030-Y10R	*	4505 C	**
L5225	ALMOST BLUE	SMA	-	-	230 85 05	*	S 0907-R90B	*	621 C	**
L5226	HUMUS	LP	8019	**	060 20 10	*	S 8005-Y80R	*	2479 C	*
L5228	VERBENA	SMA	-	-	020 70 10	*	S 3010-R10B	*	2474 C	**
L5229	MYOSOTIS	SMA	-	-	350 50 10	*	S 5010-R30B	*	2476 C	**
L5230	AZURITE	LP	5008	**	270 30 10	*	S 7010-R70B	**	2379 C	*
L5231	EDEN	LP	6005	*	160 30 20	*	S 7020-G	*	3435 C	*
L5232	PAPRIKA	LP	2013	*	040 40 40	*	S 4050-Y70R	*	174 C	*
L5233	NUDE	SMA	1013	**	080 80 10	*	S 2005-Y20R	*	454 C	*
L5234	HINDU	LP	8012	**	030 30 20	**	S 6020-R	*	499 C	*
L5236	DEER	SMA	1024	**	060 60 30	**	S 3030-Y20R	*	465 C	*
L5237	GUAVA	SMA	-	-	040 70 20	*	S 2020-Y80R	*	7521 C	**
L6084	DAYLIGHT	LP	7044	*	100 80 05	**	S 2502-Y	*	7535 C	**
L6153	MOONLIGHT GREY	SMA	7047	*	000 80 00	*	S 1502-R50B	*	7527 C	*

Colour measurement and matching to corresponding RAL, Pantone and NCS colour systems based on "natural daylight" (M1, D50)

* can be used as an equivalent colour

** can cautiously be used as an equivalent colour, slight colour difference

REF	DECOR NAME	FINISH	RAL CLASSIC		RAL DESIGN		NCS		PANTONE	
L6160	GREY BEIGE	LP	1019	**	070 70 10	**	S 4005-Y20R	**	2324 C	*
L6274	STORM GREY	SMA	7000	**	240 50 05	*	S 5010-R90B	*	444 C	*
LN0659	GRAY ROCK	VEL	-	-	-	-	S 2502-R	-	400 C	*
LN5534	CENERE	VEL	9002	**	-	-	S 1502-Y	**	420 C	-
LN6491	SAND MUELLER	VEL	-	-	-	-	S 2002-Y50R	**	Warm grey 2C	**
BS4401	SILK PURE WHITE	SLK	9016	**	000 90 00	**	S 0502-G	**	-	-
BS5364	SILK IVORY WHITE	SLK	9016	**	-	-	-	-	-	-
LS166	SILK GREY	SLK	7044	**	100 80 05	*	S 2002-G50R	*	413 C	**
LS167	SILK ANTHRACITE	SLK	7010	**	000 40 00	*	S 7000-N	*	417 C	**
LS0659	SILK GRAY ROCK	SLK	-	-	000 70 00	*	-	-	-	-
LS2201	SILK TAUPE	SLK	-	-	060 50 05	*	-	-	-	-
LS3031	SILK BLACK	SLK	7021	*	000 25 00	*	S 8500-N	*	447 C	**
LS4054	SILK FUME	SLK	7005	**	000 50 00	*	S 6000-N	*	404 C	*
LS4068	SILK MEDIUM GREY	SLK	9006	**	-	-	-	-	-	-
LS5206	SILK BAMBUS	SLK	-	-	120 60 05	*	S 4010-G30Y	**	7538 C	**
LS5212	SILK CHARCOAL	SLK	-	-	000 35 00		S 8000-N	**	447 C	**
LS5230	SILK SOLID BLUE	SLK	5008	**	270 30 10	*	S 7010-R70B	**	2379 C	*
LS5234	SILK HINDU	SLK	8002	**	030 40 20	*	S 6020-Y90R	*	7518 C	*
LS5534	SILK CENERE	SLK	-	-	000 80 00	-	-	-	-	-
LS6160	SILK BEIGE	SLK	-	-	070 70 10	*	S 3005-Y20R	*	2324 C	*
LS6274	SILK STORM BLUE	SLK	-	-	240 50 10	-	S 5010-R90B	**	444 C	**
LS6491	SILK SAND	SLK	-	-	080 80 05	-	-	-	-	-

Colour measurement and matching to corresponding RAL, Pantone and NCS colour systems based on "natural daylight" (M1, D50)

* can be used as an equivalent colour

** can cautiously be used as an equivalent colour, slight colour difference

Express Collection

More than 230 articles in stock.

Speed and efficiency in delivery make Surforma an indispensable partner for the success of your project.

Visit our website and download the brochure of Surforma Express Collection.



Be in Touch

Need Help?

Need more information about the products and Surforma® Collection? Fill in the form on our website "Contacts" and our support team will be happy to answer your questions.

Request your Free Samples

Making your project ideas a reality is easy. Go to our website and select the samples you'd like to receive free of charge before making your final decision.

Edge banding

If you need edge banding or frame coating for any Surforma® decor, you can find it under the brand Innovus. Our sister company Sonae Arauco have established partnerships with the best manufacturers (Rehau, Módulo 60, Cantisa, Servicanto, Lamidecor, Hranipex).

Social Networks

SURFORMA® is social!

In order to help our customers realize the endless applications and possibilities offered by our products, SURFORMA® can now be reached via all social media platforms.

Stay tuned, follow us on social media:

📌 /surforma

📧 /surforma

📌 /company/surforma

info@surforma.com

www.surforma.com

Disclaimer

This document has been produced using the best and most advanced printing techniques. However, the photographs may not accurately reproduce the actual colors. SURFORMA® assumes no liability for errors and omissions or color variations due to photographic or printing processes. Technical modifications for product improvement may be made without prior notice. SURFORMA® also reserves the right to change its range of products without prior notice at any time. Use of any product name, company name or company trade names, registered trademark and/or images is prohibited without the express permission of SURFORMA®.

Notes

Lined writing area for page 144

Lined writing area for page 145

SURFORMA[®]
Shaping Spaces

www.surforma.com